

NeelState (Real Estate Website)

Minor Project-I Report

Submitted for the partial fulfillment of the degree of

Bachelor of Technology

In

Internet of Things (IOT)

Submitted By

**Aalok Patel
090110221001**

UNDER THE SUPERVISION AND GUIDANCE OF

Dr. Aditya Dubey

Assistant Professor



Centre for Internet of Things

MADHAV INSTITUTE OF TECHNOLOGY & SCIENCE, GWALIOR (M.P.), INDIA

माधव प्रौद्योगिकी एवं विज्ञान संस्थान, ग्वालियर (म.प्र.), भारत

Deemed to be university

NAAC ACCREDITED WITH A++ GRADE A

July - December 2024

DECLARATION BY THE CANDIDATE

I hereby declare that the work entitled "MNState (Real Estate Website)" is my work, conducted under the supervision of **Dr. Aditya Dubey, Assistant Professor**, during the session Jan-May 2024. The report submitted by me is a record of bonafide work carried out by me.

I further declare that the work reported in this report has not been submitted and will not be submitted, either in part or in full, for the award of any other degree or diploma in this institute or any other institute or university.

Aalok
Aalok Patel

090110221001
B.Tech. VSem

Date: 19-11-24

Place: Gwalior

This is to certify that the above statement made by the candidates is correct to the best of my knowledge and belief.

Guided By:

Aditya 19/11/24
Dr. Aditya Dubey
Assistant Professor
Centre for Internet of Things
MITS, Gwalior

Departmental Project Coordinator

Nookala Venu
Dr. Nookala Venu
Assistant Professor
Centre for Internet of Things
MITS, Gwalior

Approved by HoD


Praveen Bansal 19/11/24
Dr. Praveen Bansal
Assistant Professor
Centre for Internet of Things
MITS, Gwalior

PLAGIARISM CHECK CERTIFICATE

This is to certify that I/we, a student of B.Tech. in **Internet of Things (IOT)** have checked my complete report entitled "**NeelState (Real Estate Website)**" for similarity/plagiarism using the "Turnitin" software available in the institute.

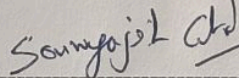
This is to certify that the similarity in my report is found to be 20.7 which is within the specified limit (20%).

The full plagiarism report along with the summary is enclosed.


Aalok Patel

090110221001

Checked & Approved By:


20/11/24

Dr. Soumyajit

Ghosh

Assistant Professor

Centre for Internet of Things
MITS, Gwalior

EXECUTIVE SUMMARY

ABSTRACT (FOR PROJECTS)

This project centers on developing a cutting-edge real estate marketplace application that leverages the latest web technologies to deliver a seamless and engaging user experience. In today's digital-first world, real estate platforms play a critical role in connecting property seekers and providers. The primary objective of this application is to enable users to explore, list, and manage property listings effortlessly while ensuring a secure and intuitive interface.

The frontend is built using React.js to provide a responsive and user-friendly interface, allowing for smooth navigation and interactions. The backend, powered by Node.js and Express.js, delivers a robust and efficient server-side logic framework that supports reliable communication between the client and server.

To manage data efficiently, MongoDB is utilized as a flexible and scalable database, seamlessly integrated using Mongoose for handling user data and property metadata. The application incorporates JWT authentication, Firebase, and Google OAuth for advanced security and easy user onboarding. Additionally, features like image uploads are enhanced using Multer, ensuring efficient handling of multimedia content.

The project emphasizes modularity, scalability, and maintainability, creating a real estate marketplace that is not only functional but also future-proof. By combining advanced search capabilities, property management tools, and modern deployment strategies, this platform sets a new benchmark for real estate applications, offering an exceptional user experience and robust performance.

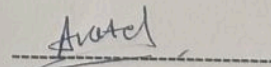
Keywords: React.js, Node.js, Express.js, MongoDB, JWT Authentication, Firebase, Google OAuth, Multer, Render Deployment

ACKNOWLEDGEMENT

The full semester Internship/ Project has proved to be pivotal to my career. I am thankful to my institute, **Madhav Institute of Technology & Science** to allow me to continue my disciplinary/interdisciplinary Internship/ Project as a curriculum requirement, under the provisions of the Flexible Curriculum Scheme approved by the Academic Council of the institute. I extend my gratitude to the Director of the institute, **Dr. R. K. Pandit** and Dean Academics, **Dr. Manjaree Pandit** for this.

I would also like to extend my gratitude to the entire team at **Organization's Name**, especially **Industry Mentor Name(s)**, for their collaboration and support during my time with the organization. I am grateful for the opportunity to work alongside such talented individuals and to learn from their expertise and experiences.

I would sincerely like to thank my department, **Centre for Internet of Things**, for allowing me to explore this project. I humbly thank **Dr. Praveen Bansal**, Assistant Professor and Coordinator, Centre for Internet of Things, for his continued support during the course of this engagement, which eased the process and formalities involved. I am sincerely thankful to my faculty mentors. I am grateful to the guidance of **Dr. Aditya Dubey**, Assistant Professor, and Centre for Internet of Things, for his continued support and guidance throughout the project. I am also very thankful to the faculty and staff of the department.



Aalok Patel

090110221001

Centre for Internet of Things

CONTENT

Table of Contents	
Declaration by the Candidate.....	i
Plagiarism Check Certificate	ii
Abstract.....	iii
Acknowledgement	iv
Content.....	v
Acronyms.....	vi
Nomenclature.....	vii
List of Figures.....	Error! Bookmark not defined.
List of Tables	Error! Bookmark not defined.
Chapter 1: Introduction.....	Error! Bookmark not defined.
Chapter 2: Literature Survey.....	2
Chapter 3: Working	3
Chapter 4: Tabs of Website.....	5
Conclusion.....	13
References.....	14
Turnitin Plagiarism Report	15
MPRs (If Applicable).....	16

ACRONYMS

Acronym	Full Form	Description
JWT	JSON Web Token	A compact and secure method for transmitting information between parties.
CRUD	Create, Read, Update, Delete	The basic operations for managing data in a database or application.

NOMENCLATURE

Frontend

The user-facing part of the application built with React for seamless interaction.

Backend

The server-side of the application built with Node.js and Express for business logic.

MongoDB

A NoSQL database used to store and manage property listings, user data, and metadata.

Firebase

A cloud platform used for image storage and user authentication services.

Listing

A property entry created by users, containing details like location, price, and images.

Search Results Page

A page that displays filtered properties based on user search criteria.

JWT (JSON Web Token)

A token-based authentication mechanism ensuring secure user access.

Redux Toolkit

A state management library used for managing and sharing app-wide state.

API (Application Programming Interface)

A set of defined rules that allows different software entities to communicate.

UI (User Interface)

The design and elements of the application that users interact with directly.

UX (User Experience)

The overall experience of a user interacting with the application.

LIST OF FIGURES

FIGURE NUMBER	FIGURE CAPTION	PAGE NO.
FIG 01	LOGIN PAGE	5
FIG 02	REGISTRATION PAGE	6
FIG 03	HOME PAGE	7
FIG 04	PROFILE PAGE	8
FIG 05	CREATE LISTING PAGE	8
FIG 06	LISTING DETAILS PAGE	9
FIG 07	UPDATE LISTING PAGE	10
FIG 08	SEARCH RESULTS PAGE	11
FIG 09	ABOUT PAGE	12

LIST OF TABLES

Table Number	Table Caption	Page No.
Table 01	User Details Table	4
Table 02	Property Listing Table	4
Table 03	Search Filters and Results Table	5

CHAPTER 1: INTRODUCTION

In today's digital era, visual content has emerged as a powerful medium for expression, communication, and entertainment. With the rapid growth of internet platforms, the demand for intuitive and feature-rich applications that allow users to share and explore content has reached unprecedented levels.

This project introduces a modern real estate marketplace website designed to revolutionize how users interact with property listings. By leveraging cutting-edge technologies, the platform aims to provide a seamless, user-friendly experience for exploring, creating, and managing property listings. Whether it's connecting buyers with their dream homes or enabling sellers to showcase their properties effectively, this website is built to simplify and enhance the real estate journey.

With a focus on innovation, functionality, and user satisfaction, this project embodies the spirit of modern web development, offering an intuitive, secure, and engaging platform that caters to the dynamic needs of today's users.

CHAPTER 2: OBJECTIVE

The objectives of a modern real estate marketplace website are thoughtfully designed to cater to the needs of its users while providing a seamless and engaging experience. These goals align with creating a platform that not only connects buyers and sellers but also enhances every aspect of their interaction.

2.1. Facilitating Property Listings and Exploration: To create a vibrant and interactive community, the website integrates features like user profiles, messaging, and property reviews. These elements encourage meaningful interactions between users, making the process of buying or renting properties more transparent and collaborative.

2.2 Enhancing User Engagement: By offering features like likes, comments, shares, and subscriptions, video-sharing programs hope to increase user engagement. By encouraging interaction between users and content, these features help to build a lively community on the site.

2.3 Streamlining Search and Discoverability: Advanced search tools allow users to find properties tailored to their preferences, such as location, price range, or property type. Personalized recommendations and intuitive filters make discovering the perfect property quick and efficient..

2.4 Ensuring a Seamless User Experience: A smooth, user-friendly interface across all devices is a core objective. Optimized navigation, responsive design, and fast loading times ensure that users can interact with the platform effortlessly, whether they're on a desktop or mobile device.

2.5 Supporting Monetization Opportunities: The platform provides avenues for monetization by enabling premium listings for sellers, targeted advertising for agents, and potential subscription plans for advanced features. These monetization strategies ensure sustainability while delivering added value to users..

2.6 Leveraging Data for Insights: The platform aims to gather and analyze user interactions to offer insights that improve user experience. Data-driven analytics help refine features, optimize the interface, and ensure that the website evolves to meet the needs of its audience.

CHAPTER 3: WORKING

The system's overall operation is primarily split into two sections to allow for adequate web application development, design, and deployment.

3.1. Front-end

Front-end

The following are some of Tailwind CSS's salient features: Utility-first strategy: Tailwind CSS offers an extensive collection of utility classes that address various stylistic requirements. Using these classes, you can apply custom CSS rules without writing any

3.1.1 The front-end is developed using React.js, a popular JavaScript library for building responsive and component-based UIs.

- **Responsive Design:** React enables the creation of interfaces that adapt to different screen sizes and devices, such as desktops, tablets, and smartphones. This ensures users have a consistent experience across platforms.
- **Component-Based Architecture:** Modular and reusable components are developed to streamline the UI, making it easier for users to interact with property listings, search functionalities, and profiles.

3.1.2 Tailwind CSS for Styling

The front-end leverages Tailwind CSS, a utility-first CSS framework, to create custom designs quickly and efficiently.

- **Utility-First Approach:** Tailwind CSS provides utility classes that eliminate the need for pre-designed components, allowing for greater flexibility in design.
- **Direct Styling:** Developers can apply styles directly to HTML components using Tailwind's utility classes, ensuring a consistent and aesthetically pleasing user interface.

3.2. Backend The back-end ensures robust server-side processing and data management to deliver high performance, scalability, and secure client-server communication.

3.2.1 Express with Node.js:

Server-Side Logic: Node.js provides an efficient runtime environment for executing JavaScript on the server, while **Express.js** simplifies the process of handling HTTP requests, routing, and middleware integration.

Scalable Architecture: The combination of Node.js and Express.js ensures smooth communication between the client and server, allowing the platform to handle multiple user requests simultaneously.

3.2.2 Mongoose & Mongo DB:

NoSQL Database (MongoDB): MongoDB is used for flexible and scalable data storage. It utilizes a document-oriented model, storing data in JSON-like structures that adapt to varying property details and user information.

Object Data Modeling (Mongoose): Mongoose provides an abstraction layer, making it easier for developers to define schemas, validate data, and create relationships between entities like users and property listings.

Mongoose is a Node.js and MongoDB Object Data Modeling (ODM) module. With its higher-level abstraction over MongoDB's native driver, it enables more structured and intuitive definition of schemas, models, and relationships between data by developers. Mongoose offers capabilities like casting, query construction, validation, and middleware support to make working with MongoDB easier.

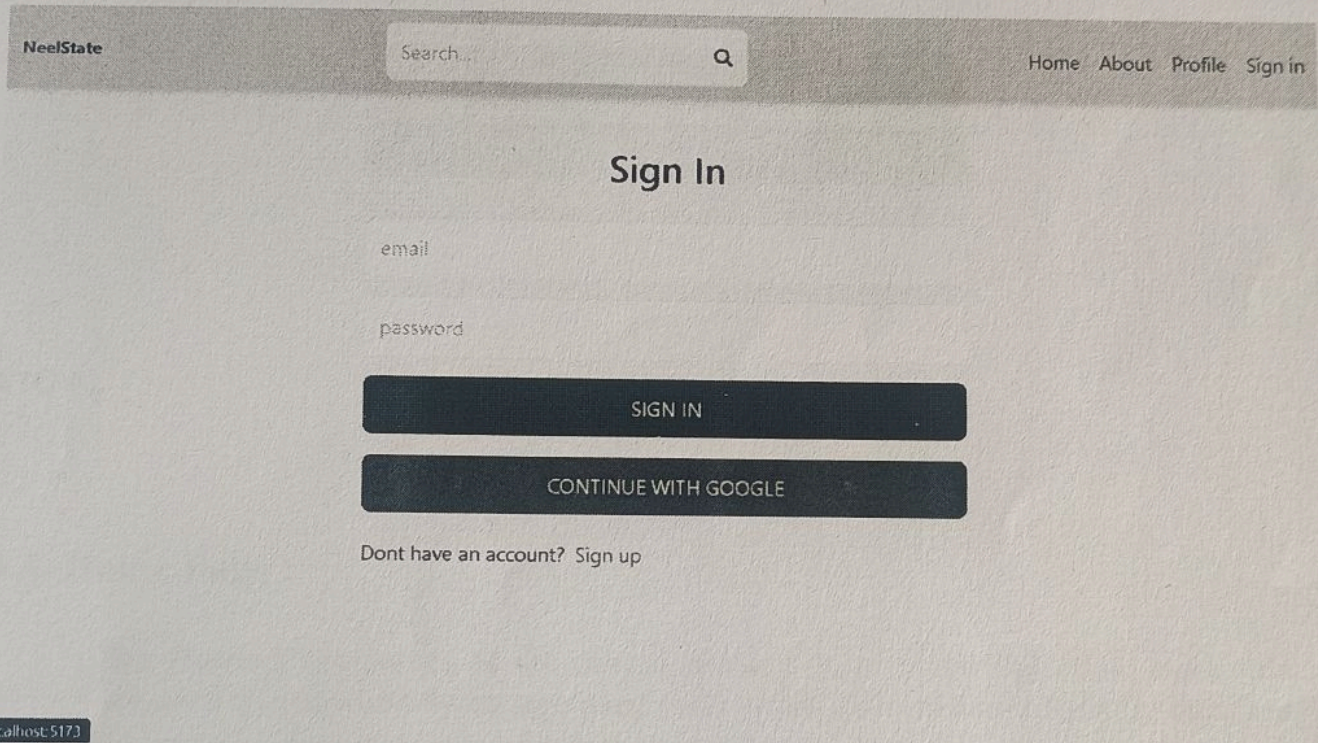
3.2.3 Google Firebase for Media Handling:

- **Image Uploads and Storage:** Firebase is integrated to handle property image uploads securely and efficiently. Users can upload property images, which are stored in Firebase's cloud-based storage solution.
- **Fast Retrieval:** Firebase ensures quick access to stored images, optimizing the overall user experience.
- **Scalability:** With Firebase's ability to handle a large volume of data, the platform can accommodate increasing user activity without compromising performance.

CHAPTER 4: TABS OF WEBSITE

4.1. Login Page :

The **Login Page** allows users to securely access their accounts by entering their credentials. It is built with React for a responsive UI and incorporates Firebase for user authentication. This page ensures a seamless login experience, with error handling for incorrect credentials.



The screenshot displays the login interface of a web application. At the top, a navigation bar features the 'NeelState' logo on the left, a search bar with a magnifying glass icon in the center, and a list of links ('Home', 'About', 'Profile', 'Sign in') on the right. The main content area is titled 'Sign In' in a large, bold font. Below the title, there are two input fields: 'email' and 'password', both with placeholder text. Under the 'password' field, there is a checkbox labeled 'Remember me'. Below the input fields are two prominent buttons: a dark blue 'SIGN IN' button and a dark blue 'CONTINUE WITH GOOGLE' button. At the bottom of the form, there is a link that reads 'Dont have an account? Sign up'.

FIG 01

4.2. Registration Page :

The **Registration Page** enables new users to sign up by providing necessary details like name, email, and password. It includes form validation and Firebase authentication for secure account creation. The user-friendly interface simplifies the onboarding process.

NeelState

Search

Home About Profile Sign in

Sign Up

username

email

password

SIGN UP

CONTINUE WITH GOOGLE

Have an account? Sign In

FIG 02

4.3. Home Page :

The **Home Page** serves as the central landing page of the real estate marketplace, designed to immediately engage users with an intuitive and user-friendly interface. It showcases a dynamic layout featuring several key sections:

- **Recommended Listings:** Based on user preferences, browsing history, and search behavior, the **Recommended Listings** section suggests properties that the user may find interesting. This feature enhances user engagement by presenting tailored options.
- **Latest Listings:** The **Latest Listings** section displays newly added properties, ensuring that users have access to the most recent listings available in the market.
- **Search Bar:** Positioned prominently at the top, the **Search Bar** allows users to quickly search for properties based on location, price, and other criteria.

The content on the **Home Page** is dynamically loaded from the database using MongoDB, ensuring that it remains up-to-date with the latest listings. The page is built with React to ensure a fast, responsive, and seamless browsing experience across devices.

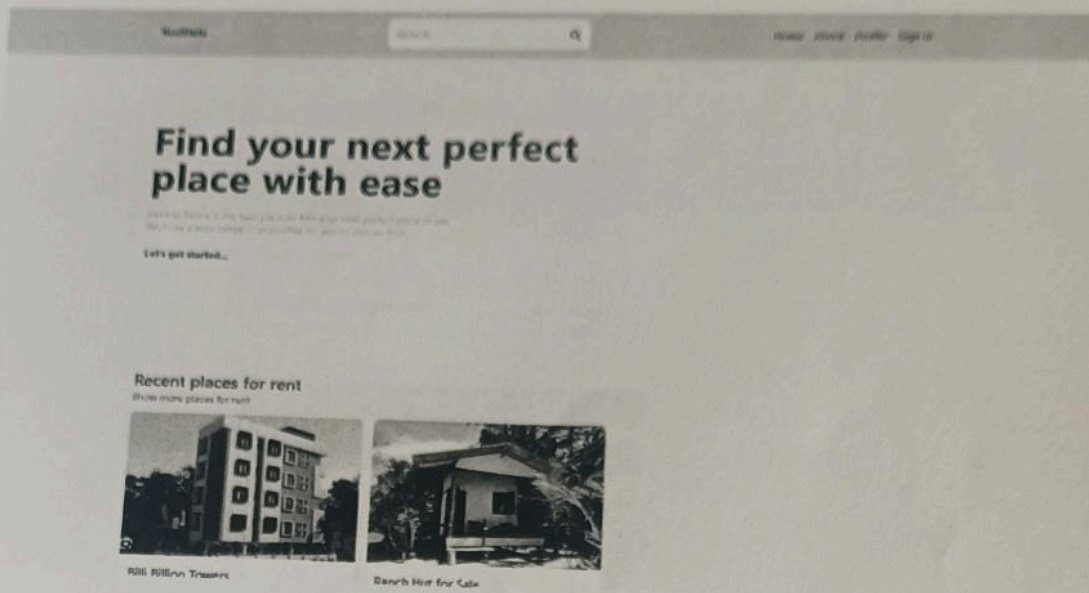


FIG 03

4.4. Profile Page :

The **Profile Page** provides users with an overview of their personal details and uploaded property listings. Users can update their profile information or manage their listings directly from this page.

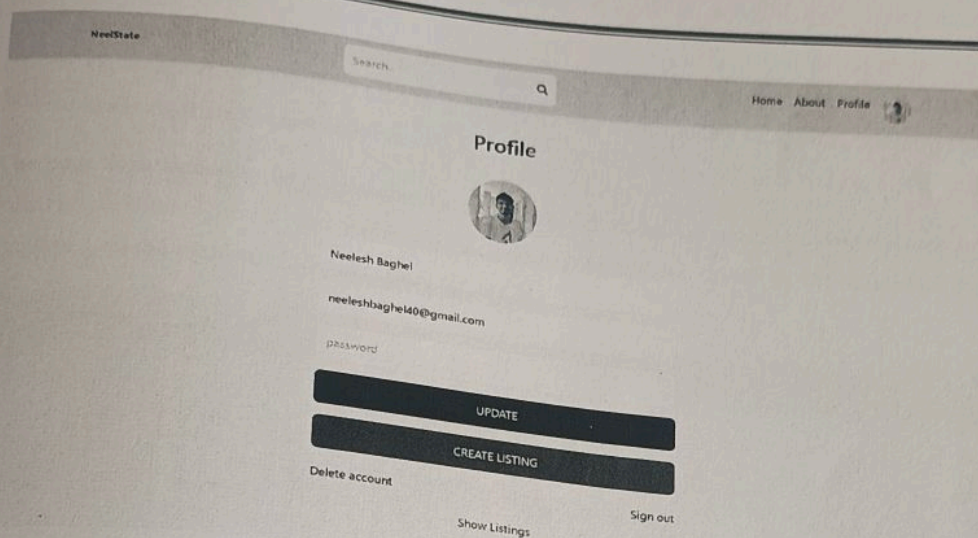


FIG 04

4.5 Create Listing Page :

The **Create Listing Page** allows users to easily submit their property listings to the platform. This page is designed with a focus on simplicity and functionality, enabling users to add important details about their property. Key features of the **Create Listing Page** include:

- **Location Selection:** Users can choose the property's location from a dropdown or map interface, ensuring accurate and relevant property listings.
- **Bedroom Count:** A field where users specify the number of bedrooms, helping prospective buyers or renters find properties that fit their needs.
- **Rent or Sale Option:** Users can select whether the property is for rent or sale, providing clarity to potential buyers or renters.
- **Discounts:** Users can also indicate if the property is available at a discounted rate, making it easy to highlight special offers.

- **Image Upload:** Through Firebase, users can upload property images to visually showcase their listings. This allows users to add high-quality images of the property, ensuring their listings stand out.

The page is designed to be responsive, ensuring smooth usage on various devices. Once the form is completed, users can submit their listings, which are saved in the database and displayed on the platform for other users to explore.

NeedState

Search

Home About Profile

Create a Listing

Name

Description

Address

☐ Sell ☒ Rent ☐ Parking spot ☐ Furnished

☐ Offer

1 Beds 1 Baths

50 Regular price (₹ / month)

Images: The first image will be the cover (max 6)

Choose Files No file chosen

UPLOAD

CREATE LISTING

FIG 05

4.6. Update Listing Page :

The **Update Listing Page** enables users to edit details of their existing property listings. This page includes features to modify text fields or replace images through Firebase integration.

- **Viewers:** can leave their own comments in the section below the video, as well as read those left by others. They also have the choice to reply, report, or like comments.

NewState Search

Home About Profile

Update a Listing

Golden Sands Villas

Golden Sands Villas redefine opulence with their premium design and panoramic views. These villas...

Villa No. 45, Baga Beach Road, Calangute, Goa 403516

☒ Sell ☐ Rent ☐ Parking spot ☐ Furnished ☐ Offer

1 Beds 8 Baths

10000000 Regular price

Images: The first image will be the cover (max 6)

Choose Files No file chosen

UPLOAD


DELETE

UPDATE LISTING

FIG 06


4.7. Listing Details Page :

The Listing Details Page provides comprehensive information about a specific property, including images, price, and seller details. Users can contact the landlord or inquire further directly from this page.



4.8. Search Results Page :

The **Search Results Page** displays properties matching the user's search criteria. It includes filtering and sorting options, offering users a tailored browsing experience.



Find your next perfect place with ease

Find your next perfect place to live. We have a wide range of properties for you to choose from.

Let's get started...

Recent places for rent

Show more places for rent



Billi Billion Towers



Ranch Hut for Sale

4.9 About Page :

The **About Page** provides an overview of the application, its purpose, and its features. It also acknowledges the technologies and efforts behind the development of the platform, serving as an informational and engaging section for visitors

NeelState

billi



[Home](#) [About](#) [Profile](#)



About Neelstate

Neelstate is a leading real estate agency that specializes in helping clients buy, sell, and rent properties in the most desirable neighborhoods. Our team of experienced agents is dedicated to providing exceptional service and making the buying and selling process as smooth as possible.

Our mission is to help our clients achieve their real estate goals by providing expert advice, personalized service, and a deep understanding of the local market. Whether you are looking to buy, sell, or rent a property, we are here to help you every step of the way.

Our team of agents has a wealth of experience and knowledge in the real estate industry, and we are committed to providing the highest level of service to our clients. We believe that buying or selling a property should be an exciting and rewarding experience, and we are dedicated to making that a reality for each and every one of our clients.

CHAPTER 5: CONCLUSION

In conclusion, the development of this real estate marketplace website marks a significant achievement in creating a robust, user-friendly, and scalable platform that meets the growing needs of property seekers and sellers in today's digital world. Through careful planning and the use of cutting-edge technologies such as React, Node.js, Express, MongoDB, Firebase, and Redux, we have created an application that is not only feature-rich but also reliable and secure.

By offering a seamless and engaging user experience, from the **Home Page** to **Create Listing** and **Search Results**, the platform effectively allows users to list properties, find homes or rental options, and interact with others in a smooth and intuitive way. The integration of advanced features like authentication (via JWT and Firebase), media management (through Firebase for image uploads), and efficient search functionality ensures that users can easily navigate through the platform and find exactly what they're looking for.

Additionally, we've paid careful attention to security and privacy, adhering to best practices to ensure that user data is protected, offering transparency in data handling, and incorporating features that respect user privacy. With a focus on scalability, our website is equipped to handle increased traffic and user engagement, paving the way for future growth and feature expansion.

As we launch this real estate marketplace, we understand that this is just the beginning. The platform will continue to evolve based on user feedback and industry trends, ensuring continuous optimization and the introduction of new features to enhance the overall user experience. Our commitment to building a reliable and valuable tool for real estate transactions has laid the groundwork for future success, and we are excited to see how it will impact the way people buy, sell, and rent properties online.

The project exemplifies our dedication to delivering a top-tier product that is not only functional but also aligns with user needs, industry standards, and technological advancements. We are proud of the work accomplished and look forward to the platform's continued success.

REFERENCES

- [1] Node.js Official Website. [Online]. Available: <https://nodejs.org/en>
- [2] React.js Official Documentation. [Online]. Available: <https://react.dev/>
- [3] Express.js Official Documentation. [Online]. Available: <https://expressjs.com/>
- [4] MongoDB Official Website. [Online]. Available: <https://www.mongodb.com/>
- [5] Mongoose Official Documentation. [Online]. Available: <https://mongoosejs.com/>
- [6] Tailwind CSS Official Documentation. [Online]. Available: <https://tailwindcss.com/>

PAPER NAME

ilovepdf_merged (1).pdf

AUTHOR

AALOK PATEL

WORD COUNT

3189 Words

CHARACTER COUNT

20047 Characters

PAGE COUNT

26 Pages

FILE SIZE

788.7KB

SUBMISSION DATE

Nov 19, 2024 3:20 PM GMT+5:30

REPORT DATE

Nov 19, 2024 3:21 PM GMT+5:30

● 20% Overall Similarity

The combined total of all matches, including overlapping sources, for each database.

- 11% Internet database
- 0% Publications database
- Crossref database
- Crossref Posted Content database
- 19% Submitted Works database

● Excluded from Similarity Report

- Bibliographic material
- Small Matches (Less than 10 words)