

**Internship at Farmsbook Solution Pvt. Ltd.**

**Internship Report**

**Submitted for the partial fulfillment of the degree of**

**Bachelor of Technology**

**In**

**Computer Science & Engineering**

**Submitted By**

**Sejal Gupta**

**0901CD211052**

**UNDER THE SUPERVISION AND GUIDANCE OF**

**Dr. Manojee Roy**

**Assistant Professor**

**Department of Computer Science & Engineering**



**MADHAV INSTITUTE OF TECHNOLOGY & SCIENCE, GWALIOR (M.P.), INDIA**

**माधव प्रौद्योगिकी एवं विज्ञान संस्थान, ग्वालियर (म.प्र.), भारत**

**(Deemed to be University)**

**NAAC ACCREDITED WITH A++ GRADE**

**January-May 2025**

## DECLARATION BY THE CANDIDATE

I hereby declare that the work entitled **Internship at FarmsBook Solution Pvt. Ltd.** is my work, conducted under the supervision of **Mr. Jitendra Sharma, Operational Manager**, during the session Jan-May 2025. The report submitted by me is a record of bonafide work carried out by me.

I further declare that the work reported in this report has not been submitted and will not be submitted, either in part or in full, for the award of any other degree or diploma in this institute or any other institute or university.



**Sejal Gupta**

**0901CD211052**

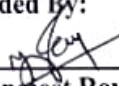
**Date: 21/05/2025**

**Place: Gwalior**

---

This is to certify that the above statement made by the candidates is correct to the best of my knowledge and belief.

**Guided By:**


  

---

**Dr. Manojeeet Roy**  
**Assistant Professor**

Department of Computer Science & Engineering  
MITS, Gwalior

**Departmental Project Coordinator**

---

**Dr. Kuldeep Narayan Tripathi**  
**Assistant Professor**  
Department of Computer  
Science & Engineering  
MITS, Gwalior

**Approved by HoD**


**Dr. Manish Dixit**  
**Professor & Head**  
Department of Computer  
Science & Engineering  
MITS, Gwalior

## PLAGIARISM CHECK CERTIFICATE

This is to certify that I/we, a student of B.Tech in **Department of Computer Science & Design** have checked my complete report entitled **Internship at FarmsBook Solution Pvt. Ltd.** for similarity plagiarism using the "Turnitin" software available in the institute.

This is to certify that the similarity in my report is found to be 24% which is within the specified limit (30%).

The full plagiarism report along with the summary is enclosed.



Sejal Gupta

0901CD211052

Checked & Approved By:



Prof. Mahesh Parmar  
Assistant Professor

Department of Computer Science & Engineering  
MITS, Gwalior

## ABSTRACT

During my internship at **FarmsBook Solution Pvt. Ltd.**, which began on **2nd January 2025**, I had the opportunity to work on two impactful machine learning projects in the agricultural domain: **Crop Yield Prediction and Crop Recommendation**. In the first project, I developed a Decision Tree Regression model to forecast crop yields using historical agricultural data from multiple countries and crop types. I carried out data cleaning, preprocessing, feature selection, and exploratory data analysis using Python libraries such as Pandas, NumPy, Matplotlib, and Seaborn. The model achieved a strong  $R^2$  score of 0.977, indicating high predictive accuracy. In the later phase of the internship, I worked on building a Crop Recommendation System that suggests the most suitable crops for cultivation based on factors like soil nutrients (N, P, K), pH, temperature, humidity, and rainfall. I implemented a Gaussian Naïve Bayes classifier for this task, which yielded an excellent accuracy of 0.9955.

This internship allowed me to apply my theoretical knowledge to real-world challenges, sharpen my technical and analytical skills, and understand how machine learning can contribute to sustainable and data-driven decision-making in agriculture.

## ACKNOWLEDGEMENT

I would like to express my heartfelt gratitude to **Farmsbook Solution Pvt. Ltd.** for providing me with the opportunity to pursue this internship and for the opportunity to work on a practical project that significantly enhanced my technical skills.

I am especially thankful to my mentors and team members at Farmsbook Solution Pvt. Ltd. for their continuous guidance, encouragement, and support throughout the internship.

I would also like to extend my sincere thanks to **Mr. Jitendra Sharma** for their continuous support, valuable guidance, and insightful feedback throughout the course of this project. Their mentorship has played a significant role in the successful completion of my internship and has greatly enriched my learning experience.

A special thanks to my faculty mentor, **Dr. Manojee Roy**, for his support and mentorship, and to my institution for facilitating this industry-academic collaboration.

Lastly, I am thankful to my family and friends for their unwavering support and encouragement throughout this journey.



Sejal Gupta

0901CD211052

---

## CONTENT

### Table of Contents

|                                    |    |
|------------------------------------|----|
| Declaration by the Candidate.....  | 1  |
| Plagiarism Check Certificate ..... | 2  |
| Abstract.....                      | 3  |
| Acknowledgement .....              | 4  |
| Content.....                       | 5  |
| Chapter 1: Introduction.....       | 5  |
| Chapter 2: Literature Survey.....  | 7  |
| Chapter 3: Work Done .....         | 8  |
| Chapter 4: Outcomes Gained.....    | 10 |
| Chapter 5: Skills Gained .....     | 11 |
| Chapter 6: Social Relevance .....  | 12 |
| Chapter 7: Conclusion.....         | 13 |
| Turnitin Plagiarism Report.....    | 14 |
| MPRs.....                          | 15 |

---

## CHAPTER 1: INTRODUCTION

---

Agriculture is one of the most critical sectors for sustaining human life and ensuring economic stability across the globe. Accurate forecasting of crop yield and recommending suitable crops for cultivation are essential for improving food security, optimizing agricultural planning, and guiding policy decisions. However, both predicting crop productivity and suggesting ideal crops involve complex factors such as soil conditions, climate variability, crop type, and geographical influences.

This dual-project work, undertaken during my internship at FarmsBook Solution Pvt. Ltd., aimed to address these challenges using machine learning. The first project focused on developing a predictive model for estimating crop yields using historical agricultural data, while the second project involved building a recommendation system that suggests the most suitable crops based on environmental and soil conditions.

For the Crop Yield Prediction model, a Decision Tree Regression algorithm was implemented due to its interpretability and robustness in handling complex datasets. For the Crop Recommendation System, a Gaussian Naïve Bayes classifier was used to classify the most suitable crops based on attributes like nitrogen, phosphorus, potassium, pH, temperature, humidity, and rainfall. Tools and libraries such as Python, Pandas, NumPy, Matplotlib, Seaborn, and Scikit-learn were extensively used for data preprocessing, visualization, and model building in both projects.

Together, these projects not only demonstrated the practical application of data science and machine learning in the agricultural domain but also contributed to broader social objectives such as promoting sustainable farming practices, enhancing the decision-making capabilities of stakeholders, and minimizing the economic risks faced by farmers. This experience reinforced the importance of interdisciplinary approaches to solving real-world challenges and deepened my technical and analytical skills.

---

## CHAPTER 2: LITERATURE SURVEY

---

Agricultural productivity is a vital factor in ensuring global food security and economic sustainability. With the increasing demand for food due to population growth and changing climatic patterns, data-driven approaches have gained significant attention in agricultural research. In this context, machine learning (ML) techniques have emerged as powerful tools for analyzing complex agricultural datasets and providing actionable insights.

Crop Yield Prediction has been a widely studied domain where various statistical and machine learning models have been applied to forecast yields based on historical and environmental data. Traditional methods such as linear regression have been used in the past; however, their performance is often limited due to the non-linear and multi-dimensional nature of agricultural data. Recent studies have explored advanced algorithms such as Decision Tree Regression, Random Forest, Support Vector Machines, and Artificial Neural Networks. Decision Tree Regression, in particular, is appreciated for its interpretability and capability to handle heterogeneous data without requiring extensive data normalization. It has proven effective in modeling the relationships between yield and factors such as crop type, climatic conditions (temperature and rainfall), geography, and cultivation practices.

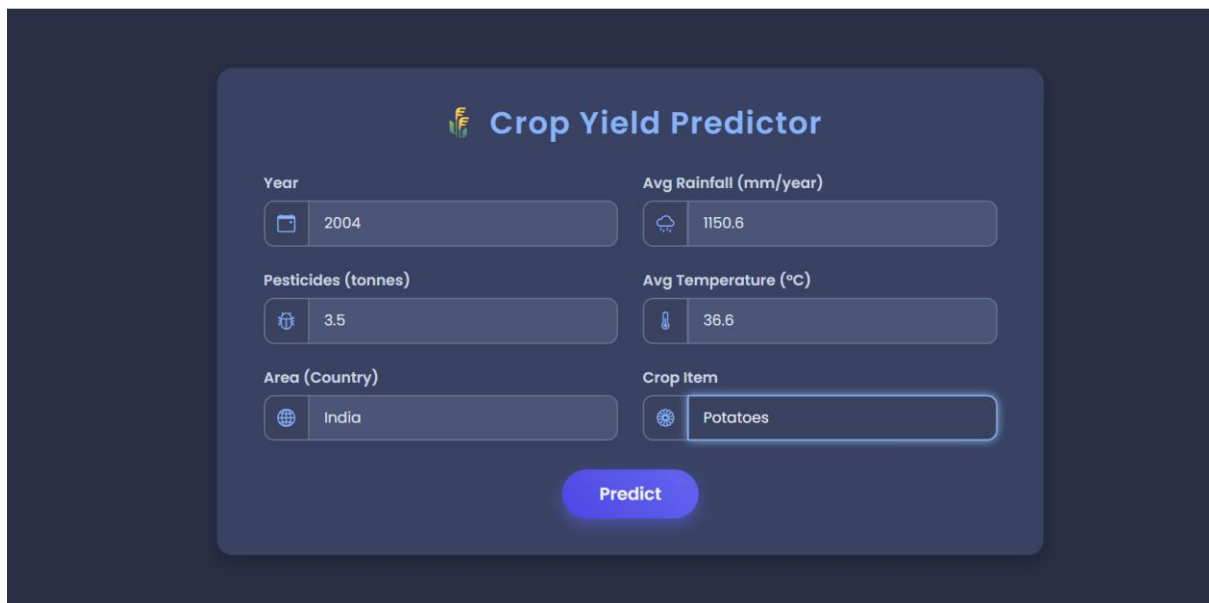
Parallel to yield forecasting, Crop Recommendation Systems have also gained prominence, focusing on suggesting the most suitable crops for cultivation in a given region based on soil health, nutrient levels, climate, and other environmental parameters. These systems assist farmers in selecting the right crop to improve productivity and resource utilization. Machine learning classifiers like K-Nearest Neighbors, Support Vector Machines, Decision Trees, and Naïve Bayes have been commonly used in these systems. Among them, Gaussian Naïve Bayes has shown high accuracy in multi-class classification problems with relatively small training data due to its probabilistic nature and assumption of feature independence, making it suitable for initial-level crop suggestion systems.

Both these ML applications have demonstrated substantial potential in transforming traditional farming into a data-informed, efficient, and sustainable practice. They also align with the broader goals of precision agriculture, which aims to optimize field-level management regarding crop farming.

## CHAPTER 3: WORK DONE

### Crop Yield Prediction Project

- Collected and analyzed historical agricultural datasets covering multiple countries and crop varieties.
- Performed comprehensive data preprocessing, including handling missing values, encoding categorical variables, and normalizing data using Pandas and NumPy.
- Conducted Exploratory Data Analysis (EDA) with Matplotlib and Seaborn to identify key patterns and relationships among features.
- Selected crucial features such as crop type, country, year, temperature, and rainfall for model input.
- Developed a Decision Tree Regression model using Scikit-learn to accurately predict crop yields.
- Achieved a strong model performance with an  $R^2$  score of 0.977, demonstrating high predictive accuracy.
- Visualized predictions and interpreted results to provide actionable insights for agricultural planning.

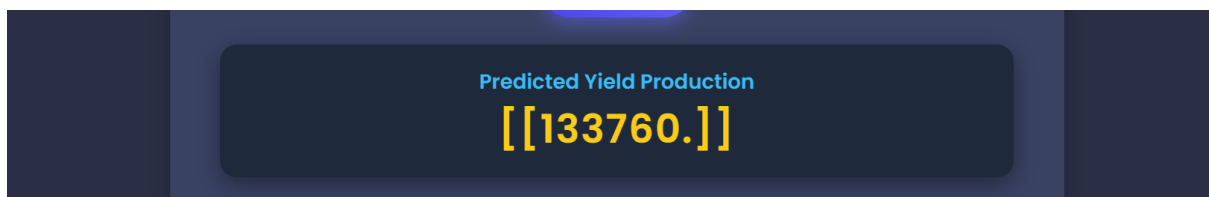


The screenshot shows a web application titled "Crop Yield Predictor". It features a dark blue background with a central white panel containing input fields and a "Predict" button. The input fields are arranged in a grid:

| Year                | Avg Rainfall (mm/year) |
|---------------------|------------------------|
| 2004                | 1150.6                 |
| Pesticides (tonnes) | Avg Temperature (°C)   |
| 3.5                 | 36.6                   |
| Area (Country)      | Crop Item              |
| India               | Potatoes               |

Below the input fields is a prominent blue "Predict" button.

Output:

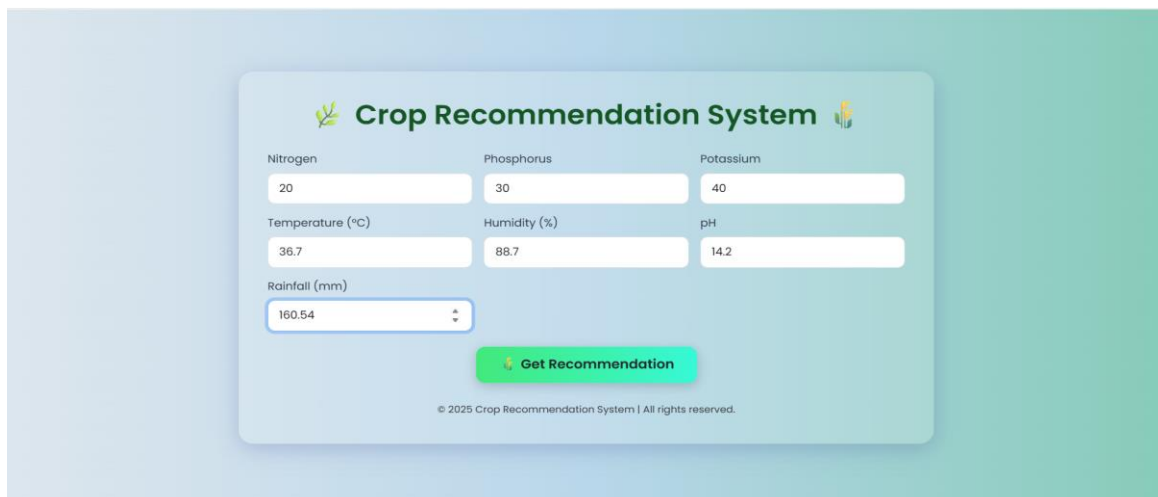


The screenshot shows the output of the prediction, displayed in a dark blue box with a white border. The text reads:

Predicted Yield Production  
[[133760.]]

## Crop Recommendation Project

- Utilized a dataset containing soil and environmental parameters including nitrogen (N), phosphorus (P), potassium (K), temperature, humidity, pH, and rainfall.
- Executed data preprocessing and normalization to prepare the data for classification modeling.
- Implemented a Gaussian Naïve Bayes classifier using Scikit-learn to recommend optimal crops based on input conditions.
- Evaluated the model's performance through accuracy metrics.
- Achieved a high accuracy score of 0.9955, indicating robust and reliable crop recommendations.
- Interpreted classification results to suggest practical crop choices tailored to specific environmental conditions.



The screenshot shows a web interface for a "Crop Recommendation System". The interface is titled "Crop Recommendation System" and features a green and white color scheme. It includes input fields for Nitrogen (20), Phosphorus (30), Potassium (40), Temperature (°C) (36.7), Humidity (%) (88.7), pH (14.2), and Rainfall (mm) (160.54). A green button labeled "Get Recommendation" is positioned below the input fields. At the bottom of the interface, there is a copyright notice: "© 2025 Crop Recommendation System | All rights reserved."

Output:



---

## CHAPTER 4: OUTCOMES GAINED

---

### Technical Outcomes

- Developed a Decision Tree Regression model for crop yield prediction, achieving an  $R^2$  score of 0.977, indicating strong model accuracy.
- Built a Gaussian Naïve Bayes classifier for crop recommendation based on environmental and soil conditions, reaching an accuracy of 0.9955.
- Carried out complete data preprocessing, including handling of missing values, categorical data encoding, and feature selection for both projects.
- Conducted Exploratory Data Analysis (EDA) to understand data trends and relationships using Matplotlib and Seaborn.
- Evaluated models using appropriate performance metrics like  $R^2$  score, accuracy score.
- Deployed the final models using Pickle for serialization and created a Flask-based web interface for real-time user interaction.
- Designed a user-friendly HTML form to collect input data for predictions and connected it to the backend using Flask routes.
- Strengthened practical skills in Python, Scikit-learn, Pandas, NumPy, Flask, and web integration.

### Professional Outcomes

- Experienced the full project lifecycle, from understanding the problem statement to delivering a working predictive model.
- Learned to work in a goal-oriented and deadline-driven environment, adhering to professional expectations set by the internship organization.
- Improved in technical documentation and reporting, presenting the project in a clear, structured, and industry-appropriate format.
- Developed a greater appreciation for the role of data science in real-world applications, especially in sectors like agriculture and sustainability.

### Learning and Personal Development

- Strengthened critical thinking and analytical reasoning by solving data-related problems and making informed modeling choices.
- Learned to adapt quickly to new datasets, challenges, and tools, increasing my flexibility and confidence as a learner.
- Deepened understanding of how interdisciplinary knowledge (agriculture + data science) can contribute to impactful solutions.
- Gained clarity on the importance of data-driven decision-making and how predictive analytics can benefit large-scale industries and society.

---

## CHAPTER 5: SKILLS GAINED

---

### Technical Skills Acquired:

- **Data Handling and Preprocessing:** Acquired practical experience in cleaning, transforming, and preparing real-world agricultural datasets for analysis and modeling.
- **Exploratory Data Analysis (EDA):** Utilized tools like Pandas, Matplotlib, and Seaborn to extract meaningful patterns and visualize trends.
- **Machine Learning Implementation:** Developed a Decision Tree Regression model using Scikit-learn, focusing on model building, hyperparameter tuning, and evaluation.
- **Model Evaluation and Interpretation:** Gained knowledge of regression performance metrics such as  $R^2$  Score, accuracy score, etc. and how to interpret them to assess model accuracy.
- **Feature Engineering:** Improved model performance through intelligent selection and transformation of features.
- **Python Programming:** Enhanced proficiency in Python, particularly for data science and machine learning tasks.
- **Problem-Solving in Real-World Contexts:** Tackled challenges related to multi-country datasets, missing data, and model overfitting.
- **Agri-Tech Domain Understanding:** Gained awareness of how data science techniques can address key issues in the agriculture sector.

### Soft Skills Acquired:

- **Analytical Thinking:** Strengthened the ability to break down complex problems, identify relevant data features, and draw insights from results.
- **Time Management:** Managed multiple phases of the project within internship timelines, balancing data exploration, model development, and documentation.
- **Communication Skills:** Improved in articulating technical findings clearly, both in written reports and presentations.
- **Adaptability:** Learned to work with unfamiliar datasets and new tools efficiently, demonstrating flexibility in handling evolving project requirements.
- **Attention to Detail:** Maintained a high level of accuracy during data processing and model validation to ensure reliable outputs.

---

## CHAPTER 6: SOCIAL RELEVANCE

---

- **Supports Sustainable Agriculture:** Both projects aim to promote environmentally responsible farming by optimizing crop selection and predicting yields, reducing waste and overuse of resources.
- **Data-Driven Decision Making:** Helps farmers, policymakers, and agricultural organizations make informed decisions using accurate data insights rather than guesswork.
- **Improved Crop Yield Forecasting:** The Crop Yield Prediction model assists in anticipating agricultural output, aiding in better planning for harvesting, storage, and distribution.
- **Economic Stability for Farmers:** Accurate yield predictions and crop suggestions help minimize financial losses, improve productivity, and increase profitability for farmers.
- **Efficient Land and Resource Use:** The Crop Recommendation model ensures the right crop is grown in the right environment, avoiding misuse of land, water, and fertilizers.
- **Risk Reduction:** Minimizes uncertainty caused by climate variability and improper crop choices, making farming more resilient and predictable.
- **Policy and Planning Support:** Yield predictions can be used by governments and agencies for food security planning, import-export decisions, and subsidy allocations.
- **Global and Local Applicability:** The models are trained on diverse datasets, making them adaptable to various regions and scalable to both small and large farming systems.
- **Technological Empowerment of Rural Communities:** Encourages digital transformation in rural areas by introducing simple, AI-powered tools that enhance agricultural practices.

---

## CHAPTER 7: CONCLUSION

---

The internship at FarmsBook Solution Pvt. Ltd. offered a meaningful opportunity to apply and extend my knowledge of machine learning through two impactful projects—Crop Yield Prediction and Crop Recommendation. Both projects addressed key challenges in the agricultural domain by leveraging data-driven approaches to support informed decision-making for farmers and policymakers.

The Crop Yield Prediction project showcased the effectiveness of a Decision Tree Regression model in forecasting crop productivity using historical and climatic data from various countries and crop types. The high  $R^2$  score of 0.977 underscored the model's strong predictive capabilities and its relevance for optimizing agricultural planning and food security strategies.

Simultaneously, the Crop Recommendation project focused on guiding farmers toward optimal crop selection based on environmental and soil conditions. Using a Gaussian Naïve Bayes classifier, the model achieved an exceptional accuracy of 0.9955, confirming its reliability in practical scenarios and its potential to improve crop suitability and land use efficiency.

Beyond the technical execution—ranging from data preprocessing, EDA, model training, and evaluation to web deployment using Flask—the projects highlighted the interdisciplinary nature of machine learning in solving socially significant problems. This hands-on experience strengthened my technical, analytical, and problem-solving skills, while also reinforcing the value of using technology for sustainable agriculture and community welfare.

Overall, the internship not only enhanced my understanding of real-world ML workflows but also prepared me to contribute meaningfully to future projects at the intersection of data science and societal impact.

# TURNITIN PLAGIARISM REPORT

Sejal Gupta

Internship Report Farmsbook Solution Pvt. Ltd

1234567890  
1234567890  
1234567890

## Document Details

|                  |  |                   |
|------------------|--|-------------------|
| Submission ID    | 1234567890                                 | 12 Pages          |
| Submission Title | 1234567890                                 | 2,000 Words       |
| Submission Date  | May 19, 2023, 11:57 PM GMT+5:30            | 11,200 Characters |
| Document Size    | May 19, 2023, 11:58 PM GMT+5:30            |                   |
| File Name        | 1234567890 - Sejal - Internship Report.pdf |                   |
| File Size        | 12345 KB                                   |                   |

turnitin Page 1 of 11 (11/11)

Submission ID: 1234567890

turnitin Page 2 of 11 (11/11)

Submission ID: 1234567890

## 24% Overall Similarity

The combined total of all matches, including overlapping sources, for each database.

### Filtered from the Report

- Bibliography
- Quoted Text
- Cited Text

### Match Groups

- 41 Not Cited or Quoted 24%  
Matches with neither text citation nor quotation marks
- 0 Missing Quotations 0%  
Matches that are missing quotation marks
- 0 Missing Citation 0%  
Matches that have quotation marks but no citation
- 0 Cited and Quoted 0%  
Matches with text citation present, but no quotation marks

### Top Sources

- 17% Internet sources
- 7% Publications
- 15% Submitted works (Student Papers)

### Integrity Flags


#### Integrity Flags for Review


No suspicious text manipulations found

Our system's algorithms look deeply at a document for any inconsistencies that would set it apart from a normal submission. If we notice something strange, we flag it for your review.


A flag is not necessarily an indicator of a problem. However, we do recommend you focus your attention there for further review.


## MONTHLY REPORT OF PROGRESS (MRP) FROM INDUSTRY MENTOR

|  |   |                |               |                        |                  |
|--|---|----------------|---------------|------------------------|------------------|
| Name of student                                | Sejal Gupta   |                | Department    | CSE                    |                  |
| Industry/Organization                          | Farmsbook private limited   |                | Date/Duration | 02/01/2025 -08/02/2025 |                  |
| <b>Criterion</b>                               | <b>Poor</b>   | <b>Average</b> | <b>Good</b>   | <b>Very Good</b>       | <b>Excellent</b> |
| Punctuality/Timely completion of assigned work |   |                |               |                        | ✓                |
| Learning capacity/Knowledge upgradation        |   |                | ✓             |                        |                  |
| Performance/Quality of work                    |   |                |               |                        | ✓                |
| Behavior/Discipline/Team work                  |   |                |               |                        | ✓                |
| Sincerity/Hard work                            |   |                |               |                        | ✓                |
| Comment on nature of work done/Area/Topic      | In the first month of the Crop Yield Prediction Project, the initial 15 days were spent learning some Machine Learning (ML) concepts related to data analysis and prediction, including some models and their approaches. After that, the focus shifted to data collection and cleaning, where agricultural data was gathered from various sources and structured properly. Exploratory Data Analysis (EDA) was then conducted to identify patterns between factors like rainfall, soil nutrients, and crop yields. Basic visualizations were created using Seaborn to analyze trends, and key findings were documented for future reference. |                |               |                        |                  |
| <b><u>OVERALL GRADE (Any one)</u></b>          | <b><u>EXCELLENT</u></b>   |                |               |                        |                  |
| <b><u>Name of Industry Mentor</u></b>          | Jitendra Sharma   |                |               |                        |                  |
| <b><u>Signature of Industry Mentor</u></b>     |    |                |               |                        |                  |


|          |            |                        |                   |      |   |
|----------|------------|------------------------|-------------------|------|---|
| ing Date | 09/02/2025 | Name of Faculty Mentor | Dr. Manojjeet Roy | Sign |  |
|----------|------------|------------------------|-------------------|------|---|


# MONTHLY REPORT OF PROGRESS (MRP) FROM INDUSTRY MENTOR

|  |   |                |               |                        |                  |  |
|--|---|----------------|---------------|------------------------|------------------|--|
| Name of student                                | Sejal Gupta   |                | Department    | CSE                    |                  |  |
| Industry/Organization                          | Farmsbook private limited   |                | Date/Duration | 08/02/2025 -08/03/2025 |                  |  |
| <b>Criterion</b>                               | <b>Poor</b>   | <b>Average</b> | <b>Good</b>   | <b>Very Good</b>       | <b>Excellent</b> |  |
| Punctuality/Timely completion of assigned work |   |                |               | ✓                      |                  |  |
| Learning capacity/Knowledge upgradation        |   |                |               | ✓                      |                  |  |
| Performance/Quality of work                    |   |                |               |                        | ✓                |  |
| Behavior/Discipline/Team work                  |   |                |               |                        | ✓                |  |
| Sincerity/Hard work                            |   |                |               |                        | ✓                |  |
| Comment on nature of work done/Area/Topic      | <p>In the second month of the Crop Yield Prediction Project, the focus shifted from data exploration to model development. Feature engineering was performed to identify key factors like temperature, rainfall, and soil quality. Various Machine Learning models, including Linear Regression, Lasso, Ridge, KNN Regressor, and Decision Tree, were trained and evaluated using MAE and model scores. The best model was selected for predictions. Currently, UI creation, model deployment, and system integration are in progress and will be completed by March 20. After that, the focus will shift to building dashboards in Power BI/Tableau to visualize crop performance, regional yield variations, and predictive trends, aiding data-driven decision-making.</p> |                |               |                        |                  |  |
| <b><u>OVERALL GRADE (Any one)</u></b>          | <b><u>EXCELLENT</u></b>   |                |               |                        |                  |  |
| <b><u>Name of Industry Mentor</u></b>          | Jitendra Sharma   |                |               |                        |                  |  |
| <b><u>Signature of Industry Mentor</u></b>     |    |                |               |                        |                  |  |

|                |            |                        |                   |      |  |
|----------------|------------|------------------------|-------------------|------|--|
| Receiving Date | 09/03/2025 | Name of Faculty Mentor | Dr. Manojjeet Roy | Sign |  |
|----------------|------------|------------------------|-------------------|------|--|

## MONTHLY REPORT OF PROGRESS (MRP) FROM INDUSTRY MENTOR

|  |  |                |               |                        |                  |
|--|--|----------------|---------------|------------------------|------------------|
| Name of student                                | Sejal Gupta  |                | Department    | CSE                    |                  |
| Industry/Organization                          | Farmsbook private limited  |                | Date/Duration | 08/03/2025 -12/04/2025 |                  |
| <b>Criterion</b>                               | <b>Poor</b>  | <b>Average</b> | <b>Good</b>   | <b>Very Good</b>       | <b>Excellent</b> |
| Punctuality/Timely completion of assigned work |  |                |               |                        | ✓                |
| Learning capacity/Knowledge upgradation        |  |                |               |                        | ✓                |
| Performance/Quality of work                    |  |                |               |                        | ✓                |
| Behavior/Discipline/Team work                  |  |                |               |                        | ✓                |
| Sincerity/Hard work                            |  |                |               |                        | ✓                |
| Comment on nature of work done/Area/Topic      | <p>In the third month of the internship, Sejal successfully completed and handed over the Crop Yield Prediction Project, which included a fully functional deployed model and an interactive Power BI report showcasing crop yield forecasts, regional productivity, and key agricultural trends to facilitate data-driven decision-making.</p> <p>Following the handover, she initiated a new project on Crop Recommendation System, adopting a similar structured workflow—beginning with data exploration, preprocessing, and feature engineering. The project aims to build a classification model that recommends the most suitable crop based on soil and environmental parameters. This project is currently in its middle phase, focusing on model development and evaluation.</p> |                |               |                        |                  |
| <b><u>OVERALL GRADE (Any one)</u></b>          | <b><u>EXCELLENT</u></b>  |                |               |                        |                  |
| <b><u>Name of Industry Mentor</u></b>          | Jitendra Sharma  |                |               |                        |                  |
| <b><u>Signature of Industry Mentor</u></b>     |   |                |               |                        |                  |

|                |            |                        |                 |      |   |
|----------------|------------|------------------------|-----------------|------|---|
| Receiving Date | 13/04/2025 | Name of Faculty Mentor | Dr. Manojee Roy | Sign |  |
|----------------|------------|------------------------|-----------------|------|---|