

**Data Scraping and Business Forecasting using Python &  
Power BI**

**Internship Report**

Submitted for the partial fulfillment of the degree of

**Bachelor of Technology**

In

**Mathematics & Computing**

Submitted By

Divyanshi Parmar

0901MC201021

UNDER THE SUPERVISION AND GUIDANCE OF

**Dr. S.K. Bhardwaj**

**Assistant Professor**

Department of Engineering Mathematics & Computing



**MADHAV INSTITUTE OF TECHNOLOGY & SCIENCE, GWALIOR (M.P.), INDIA**  
**माधव प्रौद्योगिकी एवं विज्ञान संस्थान, ग्वालियर (म.प्र.), भारत**

**(Deemed to be University)**

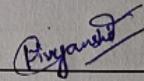
**NAAC ACCREDITED WITH A++ GRADE**

**Jan - May 2024**

## DECLARATION BY THE CANDIDATE

I hereby declare that the work entitled "Data Scraping and Business Forecasting using Python & Power BI" is my work, conducted under the supervision of **Dr. S.K. Bhardwaj, Assistant Professor**, during the session Jan-May 2024. The report submitted by me is a record of bonafide work carried out by me.

I further declare that the work reported in this report has not been submitted and will not be submitted, either in part or in full, for the award of any other degree or diploma in this institute or any other institute or university.



**Divyanshi Parmar**

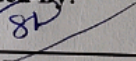
0901MC201021

**Date: 15/05/24**

**Place: Gwalior**

This is to certify that the above statement made by the candidates is correct to the best of my knowledge and belief.

**Guided By:**




**Dr. S.K. Bhardwaj**  
**Assistant Professor**

Department of Engineering Mathematics & Computing  
MITS, Gwalior

**Departmental Project Coordinator**


**Dr. D.K. Jain**  
**Professor**

Department of Engineering  
Mathematics & Computing  
MITS, Gwalior



22/5/24

**Approved by HoD**



**Dr. Vikas Shinde**  
**Professor & Head**  
Department of  
Engineering  
Mathematics &  
Computing  
MITS, Gwalior


---

### PLAGIARISM CHECK CERTIFICATE

This is to certify that I, a student of B.Tech. in **Mathematics & Computing** have checked my complete report entitled "**Data Scraping and Business Forecasting using Python & Power BI**" for similarity/plagiarism using the "Turnitin" software available in the institute.

This is to certify that the similarity in my report is found to be 8% which is within the specified limit (30%).

The full plagiarism report along with the summary is enclosed.




---

**Divyanshi Parmar**

0901MC201021

**Checked & Approved By:**



---

**Dr. J.K. Muthale**  
**Associate Professor**

Department of Engineering Mathematics & Computing  
MITS, Gwalior

---

## EXECUTIVE SUMMARY

This internship report examines the function of data analysis in contemporary businesses, emphasizing the useful application of analytical methods to produce insights that may be put into practice. This report, written when I was a data analyst intern at Yan IT Solutions, offers a thorough summary of the internship experience, emphasizing important takeaways, difficulties encountered, and contributions made. The paper commences by providing a contextualization of the significance of data analysis in the current data-driven business environment, underscoring its indispensable function in well-informed decision-making and strategic planning. The methods and resources used for the internship are then covered in detail, including methods for gathering, cleaning, manipulating, and visualizing data. The internship offered invaluable opportunities to apply academic knowledge to real-world scenarios through practical tasks and real-world data. These initiatives included everything from predictive modeling to exploratory data analysis, which made it possible to find correlations, trends, and patterns in large, intricate datasets.

The paper also discusses the collaborative aspect of the internship and emphasizes how important cooperation and efficient communication are when working on data analysis tasks. Interacting with stakeholders and cross-functional teams improved the relevance of analytical results and allowed for a comprehensive understanding of business requirements.

**Keywords:** Data, Analysis, Internship, Methods.


---

### ACKNOWLEDGEMENT

The full semester internship has proved to be pivotal to my career. I am thankful to my institute, **Madhav Institute of Technology and Science** to allow me to continue my disciplinary/interdisciplinary project as a curriculum requirement, under the provisions of the Flexible Curriculum Scheme (based on the AICTE Model Curriculum 2018), approved by the Academic Council of the institute. I extend my gratitude to the Director of the institute, **Dr. R. K. Pandit** and Dean Academics, **Dr. Manjaree Pandit** for this.

I would sincerely like to thank my department, **Department of Mathematics & Computing**, for allowing me to explore this project. I humbly thank **Dr. Vikas Shinde**, Professor and Head, Department of Mathematics & Computing, for his continued support during the course of this engagement, which eased the process and formalities involved.

I am sincerely thankful to my faculty mentors. I am grateful to the guidance of **Dr. S.K. Bhardwaj**, Assistant Professor, Department of Mathematics & Computing, for his continued support and guidance throughout the internship. I am also very thankful to the faculty and staff of the department.



---

**Divyanshi Parmar**

0901MC201021

CERTIFICATE OF INTERNSHIP



YAN Solutions  
Private Limited

CERTIFICATE

OF INTERNSHIP

THIS CERTIFICATE IS PROUDLY PRESENTED TO

Divyanshi Parmar

Data Analyst Intern

Conducted from 05 Jan, 2024 - 05 May, 2024



SIGNATURE

05 May, 2024

DATE

## NOC (ISSUED BY T&P OFFICE)



**MADHAV INSTITUTE OF TECHNOLOGY & SCIENCE, GWALIOR**  
(A Govt. Aided UGC Autonomous & NAAC Accredited Institute Affiliated to RGPV, Bhopal)  
Phone: 0751-2409362, Email id: [tnp@mitsgwalior.in](mailto:tnp@mitsgwalior.in)  
(Training and Placement Cell)

Ref.: T&P/23/5584

Date: 5/2/2024

To,

Mr. Sanskar Sharma  
Project Manager  
Yan IT Solutions Private Limited, Pune

Dear Sir/Ma'am,

We are grateful to the co-operation in imparting Industrial Training/Internship/Vocational Training to the Students of our Institute. Industrial training/Internship is a part of Academic Curriculum in Pre-Final and Final year of B.Tech./MCA/MBA students and the progress of the same will be counted in their overall results and also gives them exposure & improves their skills and personality.

We will be highly obliged, if the following student is/are permitted to undergo Training / Internship at your esteemed Organization for a period of 05/01/2024 to 05/05/2024.

S.No.	Name of the Student	Enrollment No.	Course - Branch
1.	Divyanshi Parmar	0901MC201021	B.Tech- Mathematics and Computing

Hoping for your kind cooperation.

Best Regards!

Mr. Vikram Singh Rajput)  
Training & Placement Officer

Kindly feel free to contact us for any further information.

**Important Declaration:** This is a system generated letter with reference no. after the approval from the authority. There is no need for a signature and seal on hard copy.

---

## CONTENT

### Table of Contents

Declaration by the Candidate.....	2
Plagiarism Check Certificate.....	3
Executive Summary.....	4
Acknowledgement.....	5
Certificate of Internship.....	6
NOC (Issued by T&P Office).....	7
Content.....	8
Acronyms.....	9
Chapter 1: Introduction.....	10
Chapter 2: Industry Landscape & Company Overview.....	12
Chapter 3: Responsibilities and Tasks.....	14
Chapter 4: Challenges and Problem-Solving.....	17
Chapter 5: Skills Development.....	19
Chapter 6: Conclusion.....	22
Turnitin Plagiarism Report.....	23
Annexure-1.....	24
Learning Outcomes.....	24
Annexure-2.....	25
Daily Diary.....	25
Annexure-3a.....	26
MPR-1.....	26
Annexure-3b.....	27
MPR-2.....	27
Annexure-3c.....	28
MPR-3.....	28

---

ACRONYMS

ACRONYMS	MEANING	PAGE
DevOps	Development and IT Operations	13
IoT	Internet of Things	13
EDA	Exploratory Data Analysis	14
API	Application Programming Interface	15

---

## CHAPTER 1: INTRODUCTION

---

This section provides an overview of the context, goals, and purpose of the internship experience. It gives a quick synopsis of the internship program, highlights its main objectives, and gives some background information about the business where the internship was held.

The experience gained from working as an intern data analyst at Yan IT Solutions has been enlightening as it delves into the dynamic field of data analytics and its essential function in contemporary organizational settings. The primary aim of the internship program was to get comprehensive knowledge of data analysis within Yan IT Solution's operational framework, to support strategic objectives and enable well-informed decision-making processes. Setting the scene, this introduction gives a thorough rundown of the goals of the internship program, the approaches taken, and the company's larger position within its industry. Organizations from a variety of industries are realizing more and more how important data-driven insights are to creating a competitive advantage as the world's business environment continues to change at an unprecedented rate. In light of this, the internship aimed to use data analytics as a spark for creativity, organizational expansion, and operational excellence.

In addition, this introduction offers a brief overview of the company's history, goals, and place in the marketplace. The internship aims to link its objectives with Yan IT Solutions's broader mission by comprehending the company's basic principles, strategic priorities, and overarching ambitions. Additionally, it addresses relevant challenges and opportunities within the industry.

### 1.1 Overview of the Internship Program

The internship program functioned as a comprehensive educational opportunity designed to offer hands-on experience in the data analytics domain within Yan IT Solutions. This internship, which aimed to close the knowledge gap between academic study and practical application, provided a thorough grasp of how data analytics influences organizational decision-making and strategic initiatives.

I was expected to participate in practical tasks and group projects throughout my internship while being supervised by seasoned data analysts and business experts. In the fast-paced

---

world of data analytics, I was given a well-structured platform to apply my academic knowledge, develop my practical abilities, and get priceless professional experience.

### **1.2 Objectives of the Internship**

*Gain Practical Experience:* The primary objective of the internship was to gain hands-on experience in the field of data analysis within a real-world organizational setting. This included exposure to various stages of the data analysis process, from data collection and preprocessing to analysis and interpretation.

*Apply Theoretical Knowledge:* Another key objective was to apply theoretical knowledge acquired through academic coursework to practical scenarios.

*Develop Technical Skills:* The internship sought to enhance technical proficiency in data analysis tools, programming languages, and statistical methodologies commonly used in the industry.

*Gain Exposure to Industry Practices:* An important objective was to gain exposure to industry best practices and workflows prevalent in the field of data analysis. This included understanding the role of data analytics in driving organizational growth, complying with data privacy regulations, and adhering to ethical standards in data handling and analysis.

*Foster Collaboration and Communication:* The internship aimed to cultivate effective collaboration and communication skills by working within multidisciplinary teams and interacting with various stakeholders.

### **1.3 Brief Introduction to the Company**

Yan IT Solutions is a modern and forward-thinking business services company that is well-known for its dedication to quality and creative use of predictive analytics, which has enabled clients to obtain 50% more data insights from their Internet of Things deployments. Customers have reduced their software expenditure on asset monitoring activities by 91% by using the YAN integration platform. Since its founding in 2016, the business has quickly become recognized as one of the greatest in its industry thanks to its passion for using data-driven insights to inform strategic decision-making and accomplish organizational goals.

---

## CHAPTER 2: INDUSTRY LANDSCAPE & COMPANY OVERVIEW

---

The growing amount, diversity, and speed of data being produced across many industries is fueling the exponential expansion of the data analytics business. Organizations in the modern digital era understand that data is essential for making well-informed decisions, improving operational effectiveness, and obtaining a competitive edge.

Developments in artificial intelligence and machine learning, the spread of big data technology, and the growing significance of data security and privacy laws are some of the major developments in the data analytics sector. In addition, several sectors, including marketing, banking, e-commerce, and healthcare, are using data analytics to enhance consumer experiences, streamline operations, and develop new products.

### 2.1 Analysis of the Industry Sector

Understanding the larger environment in which the internship experience was located requires a thorough examination of the industry sector. This area offers insights into market trends, industry landscapes, and important variables affecting the business environment. Contextualizing the data analytics projects completed during the internship is made possible by the analysis.

*Trends in Technology:* Technological developments like big data analytics, machine learning, and artificial intelligence are highlighted as they influence the industry sector. This comprises an evaluation of how industry participants are utilizing these technologies to boost their competitiveness and promote business transformation.

*Opportunities and issues:* The industry sector is confronted with several significant issues, including supply chain interruptions, market instability, and shifting customer preferences. Furthermore, prospects for expansion and novelty are investigated, including developing market sectors or unexplored market niches.

*Regulatory Environment:* This section gives a general summary of the laws, rules, and compliance specifications that apply to the industry sector. This research takes into account the potential effects that policy and regulatory developments may have on corporate operations and decision-making procedures.

## **2.2 Company Background & Mission**

One of the top providers of business services, Yan IT Solutions was founded in 2016. Since its founding, the business has led the way in offering its clients creative ideas and practical business plans. Yan IT Solutions has risen to prominence in the business services industry by using a customer-centric philosophy and a resolute dedication to quality.

Application services, Cloud & DevOps, Data & Analytics, IoT, and Technology Consulting are the company's key activities. Businesses have reported an almost 70% boost in operational productivity, allowing them to focus more on strategy. Yan IT Solutions has established a reputation for providing high-quality services while keeping an eye on sustainability and social responsibility.

Yan IT Solutions is motivated by the goal of "Empowering organizations to make intelligent decisions through data," and to realize this goal, it tries to put a greater emphasis on strategy. A set of fundamental principles serves as the foundation for this vision and directs all facets of the business's activities. These principles include cooperation, inventiveness, and integrity.

The core of Yan IT Solution's goal is its commitment to using data-driven insights to empower each client to make informed decisions that are based on the facts. Yan IT Solutions is a data-centric company that understands the tremendous power of data to improve customer experiences, drive operational efficiency, and guide strategic decision-making.

Yan IT Solutions team is a group of passionate people who love what they do in technology. They keep themselves focused on the latest tools and technologies, and world-class processes to ultimately achieve the company's mission to "Solve world's toughest problems by effective technology use."

---

## CHAPTER 3: RESPONSIBILITIES & TASKS

---

This section includes a brief overview of the tasks that I was assigned throughout my internship, followed by how I achieve them and make things work in a better way. It involves the types of projects I had worked on and the methodologies used in those projects.

### 3.1 Projects Undertaken

Throughout my internship, I got an opportunity to work on various projects for clients and also in collaboration with them. Majorly all projects involve a similar kind of approach as our job is to give them effective solutions that are based on data available.

Project objectives vary from data collection, performing EDA, and business forecasting:

*Data Collection:* As in projects where the objective is to just collect the data from various disparate systems, IoT devices, and external systems is challenging. One single way to collect data cannot be efficient as various factors are going to make an impact such as different protocols, different schemas, frequency of the data, and volume of the data along with the security compliance on the data during the transfer and data accuracy. I worked with the data integration team on building a knowledge base for an optimal way to connect using various connectors and processes to collect data from disparate systems, applications, and IoT devices. Once the data collection is done it needs to be stored and navigated to the respective destination systems, and applications.

*Performing EDA:* The value derived from data is equal to the value derived from money. In terms of financial planning, we typically invest our money rather than putting it in savings accounts, which typically provide lower returns. In a similar vein, it would be a mistake to simply store large amounts of data generated by your systems and applications as historical data rather than utilizing machine learning and artificial intelligence to analyze the data, comprehend the current state of affairs, anticipate and forecast impending difficulties, and mitigate risk before it arises. By providing ongoing value from data, we put a greater emphasis on effectiveness, optimization, and customer happiness.

*Business Forecasting:* Everyone loves forecasting and it is a part of day-to-day life like weather and stocks. All this forecasting comes from data analytics and we use the right technology by collecting, analyzing, and forecasting data. Forecasting is very important for the business and when it comes to enterprises, it would be more critical to collect the data from various systems, and applications into one place, and analyze it together so that you can get the complete picture of the forecast.

### 3.2 Methodologies

We work on multiple projects at once, therefore we employ a variety of approaches. These include ways for data gathering, approaches for data cleaning and preprocessing, approaches for data analysis, and tools and techniques for data visualization.

*Data Acquisition and Collection:* Compiling information from multiple sources, including spreadsheets, databases, and APIs. utilizing validation and verification procedures to guarantee the accuracy and integrity of the data. working together with pertinent teams to determine the sources and requirements for data.

*Preprocessing and data cleaning:* Involves addressing missing numbers, eliminating duplicates, and fixing mistakes in raw data. establishing uniform data structures and formats to ensure consistency. analyzing data exploratorily to find trends and abnormalities.

*Data Analysis and Interpretation:* Applying statistical methods and analytical techniques to extract insights from data. Performing trend analysis, correlation studies, and hypothesis testing. Creating visualizations (e.g., charts, graphs, dashboards) to communicate findings effectively.

*Predictive Modeling and Forecasting:* Developing predictive models using machine learning algorithms (e.g., regression, classification). Evaluating model performance and making adjustments as necessary. Generating forecasts and projections to support decision-making processes.

### 3.3 Tasks

The duties assigned have everything to do with data analysis, from forecasting and predictive modeling to data collection. In addition to these, there are additional duties and responsibilities:

*Generating and Presenting Reports:* Concisely and summarizing analysis findings and insights in reports. Making graphic presentations to share findings with interested parties. taking part in presentations and meetings to talk about the findings and suggestions of the analysis.

*Cooperation and Teamwork:* Working together with cross-functional teams to comprehend the goals and requirements of the organization. distributing information and ideas among teammates to promote teamwork. To enhance analytical abilities, ask mentors and superiors for advice.

*Continual Learning and Skill Development:* Keeping abreast with developing technology, best practices, and industry trends. taking part in online courses, workshops, and training sessions to improve one's technical and analytical abilities.

*Process Improvement and Documentation:* Preserving records of methods, procedures, and conclusions for later use. finding possibilities for automation and process optimization. offering suggestions for enhancing the procedures used for data collection, processing, and reporting.

*Respect for Legal and Ethical Requirements:* ensuring adherence to business rules and data privacy laws (such as GDPR and HIPAA). using prudence and integrity when managing private and sensitive data. respecting moral principles when analyzing evidence and making decisions.

By fulfilling these responsibilities and tasks, I contribute to the organization's data-driven decision-making processes and support its overall strategic objectives.

---

## CHAPTER 4: CHALLENGES & PROBLEM-SOLVING

---

This section includes Challenges I faced while working as a data analyst intern followed by how I tackled them:

### 4.1 Data Quality Issues

*Challenge:* Inconsistent data formats, missing values, and inaccuracies in data sources.

*Problem Solving:* Employed data cleaning techniques such as imputation, outlier detection, and standardization to enhance data quality. Collaborated with team members to identify and rectify data discrepancies at the source.

### 4.2 Complex Data Structures

*Challenge:* Dealing with large and complex datasets with multiple variables and dimensions.

*Problem Solving:* Utilized data manipulation techniques and data aggregation methods to simplify complex data structures. Employed tools like pandas in Python to efficiently handle and analyze large datasets.

### 4.3 Expectations from Stakeholders

*Challenge:* This is in comprehending and fulfilling the varied needs and anticipations of many stakeholders.

*Solving problems:* Held frequent meetings with stakeholders to get their input, make sure requirements were clear, and make sure the project's goals were being met. Successfully conveyed technical discoveries and ideas in a clear, succinct manner that was appropriate for the audience's comprehension level.

### 4.4 Time Limitations

*Challenge:* lies in adhering to project deadlines and producing outcomes within constrained periods.

---

*Solving problems:* Tasks were ranked according to project deadlines and criticality. adopted agile techniques to efficiently manage workload, including timeboxing and sprint planning. used scripting and automation to improve workflow and streamline tedious processes.

#### **4.5 Technical Skill Gaps**

*Challenge:* Filling in technical skill gaps involves learning new tools, programming languages, and analytical methodologies.

*Solving problems:* Made time for professional and self-education via online tutorials, courses, and practical experience. took advantage of mentorship programs and asked knowledgeable coworkers for advice to overcome technical obstacles and broaden their skill set.

#### **4.6 Privacy and Ethical Issues**

*Challenge:* Ensuring adherence to ethical norms and data privacy legislation.

*Solving the problem:* To secure sensitive data, tight data security standards and anonymization techniques were used. worked together to preserve data integrity and confidentiality while resolving ethical conundrums with the legal and compliance teams.

#### **4.7 Ambiguity in Problem Definition**

*Challenge:* Imprecisely stated project goals and specifications.

*Solving the problem:* To explain the goals, parameters, and success criteria of the project, I had repeated conversations with the stakeholders. used exploratory data analysis approaches to uncover patterns and trends in the data, which allowed for incremental refinement of project objectives.

By taking on these obstacles head-on and putting good problem-solving techniques into practice, I was able to significantly contribute to the project's success and obtain useful information that influenced the organization's strategic decision-making processes. These experiences have improved my technical proficiency while also reiterating the value of flexibility, teamwork, and resilience in the ever-changing data analytics industry.

## CHAPTER 5: SKILLS DEVELOPED

---

The skills that I have developed during my internship collectively contribute to a well-rounded data analyst capable of leveraging data to drive informed decision-making and facilitate organizational growth and innovation.

### 5.1 Technical Skills Acquired

These skills not only encompassed proficiency in data analysis tools and programming languages but also included expertise in data manipulation, visualization, and interpretation. Below are the key technical skills highlighted in the report:

*Data Collection and Cleaning:* The internship provided an opportunity to master various techniques for collecting and cleaning data from diverse sources. This included proficiency in SQL for database querying, web scraping techniques for extracting data from online sources, and data cleaning methodologies to ensure data integrity and consistency.

*Statistical Analysis:* The internship led to the development of a solid foundation in both descriptive and inferential statistics. This required using statistical tools like regression analysis, hypothesis testing, and clustering approaches to extract valuable information from datasets.

*Programming languages:* Throughout the internship, I improved my proficiency in Python and other programming languages. Writing effective scripts for data processing, analysis, and visualization utilizing ggplot2, Plotly, NumPy, Seaborn, Matplotlib, and Pandas were all part of this.

*Data Visualization:* Producing intelligent visuals to effectively convey findings was a major focus area, requiring mastery of data visualization techniques. Proficiency in generating captivating charts, graphs, and dashboards was acquired through the utilization of technologies like Power BI and libraries like Matplotlib, Seaborn, and Plotly.

*Predictive Modeling:* The examination of supervised and unsupervised learning approaches was made possible by the introduction of machine learning algorithms and predictive modeling techniques. This entailed working directly with algorithms for segmentation and

classification applications, including clustering techniques, decision trees, random forests, and linear regression.

*Data Interpretation and Insight Generation:* The internship helped to foster the analytical and critical thinking abilities needed to analyze data and produce insights that can be put into practice. This required the capacity to take data anomalies, trends, and patterns and turn them into actionable suggestions for stakeholders.

*Version Control Systems:* The course provides exposure to version control systems, including Git, which facilitates efficient teamwork and version control of project files and code.

By acquiring and refining these technical skills, the internship equipped me with the necessary tools and competencies to excel as a data analyst and contribute effectively to data-driven decision-making processes within organizations.

## 5.2 Soft Skills Development

During the data analyst internship at Yan IT Solutions, significant emphasis was placed on not only honing technical skills but also developing essential soft skills that are crucial for success in the workplace. The internship provided ample opportunities for cultivating these skills through various collaborative projects, team interactions, and stakeholder engagements. The following highlights the key soft skills developed during the internship:

*Communication Skills:* Throughout the internship, effective communication was essential. To present findings, working with team members, and expressing findings, clear and simple communication was crucial. The internship gave me many opportunities to hone my written and vocal communication abilities, whether it was presenting findings to stakeholders, going over project objectives, or providing an explanation of data analysis methodology.

*Problem-Solving Skills:* Analyzing data frequently entails running into difficult issues that call for creative fixes. Problem-solving skills were developed throughout the internship through practical tasks and real-world circumstances. The interns were encouraged to address difficulties with a methodical and analytical perspective, from discovering data discrepancies to developing techniques for data pretreatment and analysis.

*Adaptability:* The dynamic nature of data analysis demands adaptability and flexibility. Interns were exposed to diverse datasets, tools, and methodologies, requiring them to adapt

quickly to changing requirements and environments. Whether it was learning a new programming language, exploring unfamiliar data visualization techniques, or adjusting to evolving project priorities, the internship provided a platform for developing adaptability skills.

*Teamwork and Collaboration:* Collaboration was at the heart of the internship experience. Working within multidisciplinary teams, interns learned to leverage collective strengths, share insights, and contribute to shared goals. Collaboration fostered an environment of learning from peers, exchanging ideas, and collectively solving problems. Through teamwork, interns gained valuable insights into effective collaboration strategies, conflict resolution, and the importance of synergy in achieving project objectives.

*Time management and prioritization:* In every professional context, juggling several projects and deadlines is a regular difficulty. Internship options included managing many project needs and deadlines, which helped to improve time management and prioritizing abilities. The interns gained knowledge on efficient time management, priority, and urgency-based job prioritization, and meeting deadlines without sacrificing output quality.

*Professionalism and Work Ethic:* Maintaining professionalism and exhibiting a good work ethic were essential components of the internship experience. It was required of interns to uphold moral principles, keep information private, and demonstrate a commitment to doing excellent work. Values of honesty, accountability, and responsibility were ingrained during the internship, providing the groundwork for future success and professional development.

## CHAPTER 6: CONCLUSION

---

The data analyst internship experience at Yan IT Solutions has been a transformative journey filled with invaluable learning opportunities and practical insights into the world of data-driven decision-making. Through the completion of various projects and collaborations with multidisciplinary teams, significant strides have been made in harnessing data analytics to drive organizational growth and innovation. Throughout the internship, a diverse range of methodologies, tools, and techniques were employed to collect, clean, analyze, and visualize data. These approaches proved instrumental in extracting meaningful patterns and trends from complex datasets, ultimately facilitating informed decision-making processes within the organization. The projects undertaken during the internship provided hands-on experience in tackling real-world challenges, from exploratory data analysis to predictive modeling and trend forecasting. Each project offered valuable lessons, not only in technical skills development but also in problem-solving, communication, and teamwork. Collaboration and communication emerged as crucial aspects of the internship experience, emphasizing the importance of effective teamwork and the ability to translate technical findings into actionable insights for stakeholders. Engaging with colleagues from diverse backgrounds fostered a dynamic learning environment and encouraged the exchange of ideas and perspectives. As the internship comes to a close, reflections on the journey underscore the growth and development achieved over the course of the program. From acquiring new technical skills to honing soft skills and professional competencies, the experience has been instrumental in shaping future career aspirations and aspirations within the field of data analytics.

Looking ahead, the internship has laid a solid foundation for continued growth and exploration in the realm of data analytics. With a deeper understanding of the power of data-driven insights and a commitment to ongoing learning and development, the journey as a data analyst continues, armed with the knowledge and experiences gained during this transformative internship.

In conclusion, the data analyst internship at Yan IT Solutions has been a rewarding experience, providing valuable insights, skills, and perspectives that will undoubtedly shape future endeavors in the exciting field of data analytics.

# TURNITIN PLAGIARISM REPORT

Similarity Report

PAPER NAME

Data Analyst Internship.pdf

AUTHOR

Divyanshi Parmar

WORD COUNT

4899 Words

CHARACTER COUNT

32542 Characters

PAGE COUNT

28 Pages

FILE SIZE

1.3MB

SUBMISSION DATE

May 17, 2024 12:13 PM GMT+5:30

REPORT DATE

May 17, 2024 12:14 PM GMT+5:30

## ● 8% Overall Similarity

The combined total of all matches, including overlapping sources, for each database.

- 7% Internet database
- Crossref database
- 5% Submitted Works database
- 0% Publications database
- Crossref Posted Content database

## ● Excluded from Similarity Report

- Bibliographic material

Summary

### LEARNING OUTCOMES

- **Competency in Data Analysis approaches:** The internship promoted a comprehensive understanding of numerous data analysis approaches, including exploratory data analysis and machine learning algorithms, through practical experience and supervised mentoring. This ability made it possible to find trends, patterns, and insights in large, intricate datasets.
- **Proficiency with Data Visualization Tools:** Working with Power BI and matplotlib, among other tools, was made possible by the internship. Through the creation of visually striking and informative dashboards, graphs, and charts, I improved my capacity to successfully communicate findings to stakeholders that are neither technical nor non-technical.
- **Problem-Solving and Critical Thinking:** The internship presented diverse challenges and complex problems that required innovative solutions and critical thinking. By applying analytical frameworks and logical reasoning, I developed the ability to approach problems systematically, break them down into manageable components, and derive actionable insights.
- **Collaboration and Communication Skills:** Working within multidisciplinary teams, I honed my collaboration and communication skills, effectively articulating technical findings and insights to diverse audiences.
- **Adaptability and Continuous Learning:** The dynamic nature of the internship environment provided opportunities for continuous learning and adaptation.

## DAILY DIARY

WEEK	DURATION START DATE - END DATE (DD/MM/YY)-(DD/MM/YY)	PROGRESS OF INTERNSHIP
Week - 1	05/01/24 - 13/01/24	Introductory meeting with HR and Data analysis team.
Week - 2	15/01/24 - 20/01/24	Understanding how a company operates in the data analysis field.
Week - 3	22/01/24 - 27/01/24	Start working on a client project in a team of 5 members.
Week - 4	29/01/24 - 03/02/24	Collect data, and perform EDA to find effective solutions for client's problems.
Week - 5	05/02/24 - 10/02/24	Complete the client's project in a given deadline.
Week - 6	12/02/24 - 17/02/24	Start working on a collaborative project.
Week - 7	19/02/24 - 24/02/24	Need to learn SQL as we need it in this project.
Week - 8	26/02/24 - 02/03/24	Attend Power BI workshop.
Week - 9	04/03/24 - 09/03/24	Perform EDA and make dashboards using Power BI.
Week - 10	11/03/24 - 16/03/24	Meet with the Stakeholders of the company and discuss how insights that we extract help them in their problem.
Week - 11	18/03/24 - 23/03/24	Machine learning Session-I.
Week - 12	25/03/24 - 30/03/24	Machine learning Session-II.
Week - 13	01/04/24 - 06/04/24	Applying Machine learning algorithms.
Week - 14	08/04/24 - 13/04/24	Assist on the business forecasting project.
Week - 15	15/04/24 - 20/04/24	Meet with the team to get more exposure to this industry.
Week - 16	22/04/24 - 27/04/24	Complete the remaining work.
Week - 17	29/04/24 - 05/05/24	Work on an internship report.

## MPR-1



## Fortnightly Progress Report (FPR) From Industry Mentor

Name of student	Divyanshi Parmar		Department	Mathematics & Computing	
Industry/Organization	Yan IT Solutions		Date/Duration	15/01/24 - 15/02/24	
Criterion	Poor	Average	Good	Very Good	Excellent
Punctuality/Timely completion of assigned work					✓
Learning capacity / Knowledge upgradation					✓
Performance / Quality of work				✓	
Behavior/Discipline/Team work				✓	
Sincerity/Hard work					✓
Comment on the nature of workdone /Area/Topic	✓				
<b>OVERALL GRADE</b>	POOR/AVERAGE/GOOD/VERY GOOD/EXCELLENT				
Name of Industry Mentor	Dr. Yogesh Singh				
Signature of Industry Mentor					

Receiving Date	15/2/24	Name of Faculty Mentor	Dr. Sandesh kumar Bhardway	Sign	
----------------	---------	------------------------	----------------------------	------	--

## MPR-2



## Fortnightly Progress Report (FPR) From Industry Mentor

Name of student	Divyanshi Parmar		Department	Mathematics & Computing	
Industry/Organization	Yan IT Solutions		Date/Duration	15/02/24 - 15/03/24	
Criterion	Poor	Average	Good	Very Good	Excellent
Punctuality/Timely completion of assigned work					✓
Learning capacity / Knowledge upgradation					✓
Performance / Quality of work				✓	
Behavior/Discipline/Team work				✓	
Sincerity/Hard work					✓
Comment on the nature of workdone /Area/Topic	✓				
<b>OVERALL GRADE</b>	POOR/AVERAGE/GOOD/VERY GOOD/EXCELLENT				
Name of Industry Mentor	Dr. Yogesh Singh				
Signature of Industry Mentor					

Receiving Date	15/03/24	Name of Faculty Mentor	Dr. Santosh Kumar Bharambe	Sign	
----------------	----------	------------------------	----------------------------	------	--

## MPR-3



## Fortnightly Progress Report (FPR) From Industry Mentor

Name of student	Divyanshi Parmar		Department	Mathematics & Computing	
Industry/Organization	Yan IT Solutions		Date/Duration	15/03/24 - 15/04/24	
Criterion	Poor	Average	Good	Very Good	Excellent
Punctuality/Timely completion of assigned work					✓
Learning capacity / Knowledge upgradation				✓	
Performance / Quality of work					✓
Behavior/Discipline/Team work					✓
Sincerity/Hard work					✓
Comment on the nature of workdone /Area/Topic	✓				
<b>OVERALL GRADE</b>	POOR/AVERAGE/GOOD/VERY GOOD/EXCELLENT				
<b>Name of Industry Mentor</b>	Dr. Yogesh Singh				
<b>Signature of Industry Mentor</b>					

Receiving Date	15/04/24	Name of Faculty Mentor	Dr. Santosh Kumar Bhardwaj.	Sign	
----------------	----------	------------------------	-----------------------------	------	--