

E-Learning Website Development: Integrating Technology and Education

Internship Report

Submitted for the partial fulfilment of the degree of

Bachelor of Technology

In

Mathematics & Computing

Submitted By

Om Prakash patel

0901MC201045

UNDER THE SUPERVISION AND GUIDANCE OF

Dr. Vikas P Shinde

Professor & Head

Department of Engineering Mathematics
& Computing MITS, Gwalior



माधव प्रौद्योगिकी एवं विज्ञान संस्थान, ग्वालियर (म.प्र.), भारत
MADHAV INSTITUTE OF TECHNOLOGY & SCIENCE, GWALIOR (M.P.), INDIA
Deemed to be University
(Declared under Distinct Category by Ministry of Education, Government of India)
NAAC ACCREDITED WITH A++ GRADE



Jan-May 2024

DECLARATION BY THE CANDIDATE

I hereby declare that the work entitled **E-Learning Website Development: Integrating Technology and Education** is my work, conducted under the supervision of Mr. Naman Chaurha in the Bytesite , during the session Jan- May 2024. The report submitted by me is a record of bonafide work carried out by me.

I further declare that the work reported in this report has not been submitted and will not be submitted, either in part or in full, for the award of any other degree or diploma in this institute or any other institute or university.



Om Prakash Patel


0901MC201045

Date: 27/05/2024

Place: Gwalior

This is to certify that the above statement made by the candidates is correct to the best of my knowledge and belief.

Guided By:




Dr. Vikas P Shinde
Professor & Head
Department of Engineering
Mathematics & Computing
MITS, Gwalior

Departmental Project Coordinator

Dr. D K Jain
Professor


Department of Engineering
Mathematics and Computing
MITS, Gwalior



Approved by HOD

Dr. Vikas P Shinde
Head and Professor

Department of Engineering
Mathematics and Computing
MITS, Gwalior



PLAGIARISM CHECK CERTIFICATE

This is to certify that I am a student of B.Tech. in **Engineering Mathematics and Computing** have checked my complete report entitled **E-Learning Website Development: Integrating Technology and Education** for similarity/plagiarism using the "Turnitin" software available in the institute.

This is to certify that the similarity in my report is found to be **15%** which is within the specified limit (30%).


The full plagiarism report along with the summary is enclosed.



Om Prakash Patel

0901MC201045

Checked & Approved By:



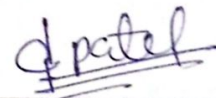
Dr. Jitendra Kumar
Associate Professor
Department of Engineering
Mathematics and Computing
MITS, Gwalior

ACKNOWLEDGEMENT

The full semester internship has proved to be pivotal to my career. I am thankful to my institute, **Madhav Institute of Technology and Science** to allow me to continue my disciplinary/interdisciplinary internship as a curriculum requirement, under the provisions of the Flexible Curriculum Scheme, approved by the Academic Council of the institute. I extend my gratitude to the Director of the institute, **Dr. R. K. Pandit** and Dean Academics, **Dr. Manjaree Pandit** for this.

I would sincerely like to thank my department, **Department of Engineering Mathematics and Computing**, for allowing me to explore this Internship. I humbly thank **Dr. Vikas P Shinde**, Professor and Head, Engineering Mathematics and Computing, for his continued support during the course of this engagement, which eased the process and formalities involved.

I am sincerely thankful to my faculty mentors. I am grateful to the guidance of **Dr. Vikas P Shinde**, Professor and Head, Engineering Mathematics and Computing for his continued support and guidance throughout the internship. I am also very thankful to the faculty and staff of the department.



Om Prakash Patel

0901MC201045



BYTESITE

15th May 2024

TO WHOMSOEVER IT MAY CONCERN

This is to certify that **Mr. Om Prakash Patel** has completed the internship program at **BYTESITE** as a **Web Developer Intern**. This internship program was of a duration of four months starting from 25th January 2024-to-15th May 2024.

During his tenure in the company as an intern he ably handled major responsibilities and displayed qualities like leadership, enthusiasm, self discipline and self motivation.

We have found him to be a self starter, duty bound and highly committed team player. The company wishes him good luck in all future endeavors.

CoFounder
BYTESITE



Ministry of Micro, Small and Medium Enterprises,
Government of India

MSME
MICRO, SMALL & MEDIUM ENTERPRISES
क्षेत्रीय, सूक्ष्म, लघु व मध्यम उद्योग

ABSTRACT

This report provides an overview of my internship program, which spanned over 300 continuous hours from January 2024 to May 2024. As a requirement of the Department of Engineering Mathematics and Computing, Madhav Institute of Technology and Science, Gwalior, for the Bachelor of Technology (BTech) degree program, I had successfully completed the Web Development track internship at Bytesite. I was able to find this internship through a post on Instagram. The company representatives conducted interviews with us to assess our technical and problem-solving abilities. The opportunity began in January 2024 and ran through May 2024 for a 4-month training internship.

I participated in an intensive training program during my internship, where I learned the fundamentals of computer science, including database management systems, object-oriented programming, and the software development lifecycle. I also learned about popular tools and technologies used by the company, like JavaScript and Git, as well as the soft skills necessary to succeed in the corporate world, like effective communication, email writing, and English speaking. Live lectures, recorded video lectures, interactive courses, and assessments were all a part of the internship. Along with technology, the training equipped us with communication skills that are essential in the workplace. The Power Skills, which included Grammar, Email Writing, Assertive Communication, Presentation Skills, and English Speaking, were taught to us. Every session began with quizzes and homework that we had to finish in order to move on to the next. We needed to have 70% or more completion percentage in all the courses. At the end of the extensive and intensive training program, I also completed one assignment which tested my learnings from the training. The assignments were based on Web Technologies like HTML, CSS, and JavaScript. We were given complete freedom while solving the Assignments. The Assignments were Open Ended with no correct Answer. The Only Aim was to make the Application work according to the given problem statement. This made it very interesting to solve the assignments. It really helped us in practicing the skills we have gained during the training and pushed us to explore and look for solutions to the problems we encountered during the development on our own. This is one of the most important skills of a developer.

CONTENT

Table of Contents

Declaration by the Candidate.....	i
Plagiarism Check Certificate	ii
Abstract	iii
Acknowledgement.....	vi
Content.....	v
List of Figures.....	x
Chapter 1: Introduction.....	1
1.1 Company Profile	1
Chapter 2: Literature Survey	2
2.1 Responsive Web Design and Mobile Optimization	2
2.2 Progressive Web Apps (PWAs) and Offline Capabilities.....	2
2.3 JavaScript Frameworks and Libraries.....	2
2.4 Web Accessibility and Inclusive Design.....	3
Chapter 3: Foundational Concepts	4
3.1 Object Oriented Programming	4
3.2 GIT	4
3.2.1 Use of Git.....	Error! Bookmark not defined.
3.2.2 Advantages of Git.....	4
3.3 Software development Life Cycle (SDLC).....	5
3.3.1 Phases.....	5
3.3.2 Importance	6
3.4 Software Testing	6

3.4.1	Types.....	7
3.4.2	Techniques.....	7
Chapter 4:	Foundational Training.....	8
4.1	Hypertext Markup Language (HTML).....	8
4.1.1	Key Concepts and Elements.....	8
4.1.2	Importance.....	8
4.2	Cascading Style Sheets (CSS).....	8
4.2.1	Styling and Selectors.....	8
4.2.2	Importance.....	8
4.3	JavaScript.....	8
4.3.1	Variables, Functions, Control Flow.....	9
4.3.2	Advanced JavaScript Concepts.....	9
4.4	MERN Stack.....	9
4.4.1	MongoDB.....	10
4.4.2	Express.js.....	10
4.4.3	React.js.....	10
4.4.4	Node.js.....	10
4.4.5	Importance.....	10
Chapter 5:	Quiz & Assignment.....	12
5.1	Quiz.....	12
5.2	Assignment.....	12
5.2.1	Problem Statement.....	12
5.2.2	Code & Result.....	14
Chapter 6:	Conclusion.....	14
References	20
Turnitin Plagiarism Report	21

Appendices	22
Annexure 1: Batch Allotment Mail	22
Annexure 2: Bytesite Offer Letter	23
Annexure 3: Monthly Progress Report 1.....	24
Annexure 4: Monthly Progress Report 2.....	25
Annexure 5: Monthly Progress Report 3.....	26
Annexure 6: Monthly Progress Report 4.....	27

LIST OF FIGURES

Figure No.	Figure Caption	Page no.
1.1	Bytesite Logo	1
5.1	Code screenshot of HTML file.	14
5.2	Code screenshot of JavaScript file.	14
5.3	Code screenshot of CSS file.	15
5.4	Result for the Home Page.	16
5.5	Result for the Course Page.	16
5.6	Result for the Pages Page.	17
5.7	Result for the Login Page.	17
5.8	Result for the About Page.	18
5.9	Result for the Contact Page.	18

CHAPTER 1: INTRODUCTION

I got an internship opportunity at Bytesite through LinkedIn post. I attended various trainings and courses on the most popular software development tools and Technologies as well as soft skills necessary for navigating in the corporate world. Persistent Systems works on a wide variety of different tools and technologies and therefore there were separate learning tracks for different roles utilizing different technology stack. Some of the tracks were, Java, Python, Salesforce, Software Testing, .NET, and UI. As an Academic Intern, my job was to complete all the trainings and courses, attend live lectures, solve all the assignments and practice quizzes, and to successfully clear the Assessments.

1.1 Company Profile

Bytesite specializes in project-based internships, offering students unique opportunities to enhance their careers through hands-on experience in diverse domains. Tailoring internships for practical industry exposure, Bytesite helps students gain proficiency in various technologies.

With a focus on excellence and a commitment to client success, Bytesite offers a comprehensive suite of services tailored to meet the evolving needs of modern enterprises. From software development and system integration to IT infrastructure management and digital transformation initiatives, Bytesite leverages cutting-edge technologies and industry best practices to drive operational efficiency, enhance competitiveness, and fuel business growth.




Figure 1.1: Bytesite Logo

CHAPTER 2: LITERATURE SURVEY

Web development is a rapidly evolving field driven by technological advancements, changing user behaviours, and emerging industry trends. In this literature survey, we delve into recent research, articles, and publications to explore the latest trends and innovations shaping the landscape of web development.

1. Responsive Web Design and Mobile Optimization

Responsive web design has become a standard practice in modern web development, aiming to provide optimal user experiences across various devices and screen sizes. Research by Marcotte (2011) emphasizes the importance of fluid grids, flexible images, and media queries in creating adaptable web layouts that scale seamlessly from desktops to mobile devices. Additionally, studies by Lewis (2015) advocate for a mobile-first approach, prioritizing performance and usability on smaller screens to cater to the growing mobile user base.

2. Progressive Web Apps (PWAs) and Offline Capabilities

Progressive web apps (PWAs) represent a significant advancement in web development, blurring the lines between web and native mobile applications. PWAs leverage modern web technologies such as service workers and web app manifests to deliver app-like experiences that are fast, reliable, and engaging. Research by Google Developers (n.d.) and Mozilla Developer Network (n.d.) explores the benefits of PWAs in terms of improved user engagement, increased conversions, and enhanced offline capabilities, making them a compelling choice for businesses looking to reach users across platforms.

3. JavaScript Frameworks and Libraries

JavaScript frameworks and libraries play a crucial role in modern web development, enabling developers to build interactive and dynamic user interfaces with ease. Frameworks such as React.js, Angular, and Vue.js offer powerful abstractions for building UI components, managing state, and handling complex data interactions. Comparative studies by Nguyen and Johnson (2019) provide insights into the performance, scalability, and developer experience of different JavaScript frameworks, helping developers and organizations make informed technology choices.

4. Web Accessibility and Inclusive Design

Web accessibility is an essential consideration in web development, ensuring that websites and applications are usable by people of all abilities. Guidelines such as the Web Content Accessibility Guidelines (WCAG) provide a framework for creating accessible web content, covering aspects such as keyboard navigation, semantic HTML, and assistive technologies support. Research in inclusive design and accessibility auditing methodologies contributes to raising awareness

CHAPTER 3: FOUNDATIONAL CONCEPTS

3.1 Object Oriented Programming

Object-Oriented Programming (OOP) is a programming paradigm in computer science that relies on the concept of classes and objects. It is used to structure a software program into simple, reusable pieces of code blueprints (usually called classes), which are used to create individual instances of objects. There are many object-oriented programming languages, including JavaScript, C++, Java, and Python.

The four pillars of object-oriented programming are:

1. **Inheritance:** child classes inherit data and behaviours from the parent class
2. **Encapsulation:** containing information in an object, exposing only selected information
3. **Abstraction:** only exposing high-level public methods for accessing an object
4. **Polymorphism:** many methods can do the same task

3.2 GIT

3.2.1 What is the use of Git?

It is generally used for source code management in software development. Git is used to tracking changes in the source code. The distributed version control tool is used for source code management.

Usually used for coordinating work among programmers collaboratively developing source code during software development. Its goals include speed, data integrity, and support for distributed, non-linear workflows

3.2.2 Advantages of Git

1. **Distributed Development:** Git allows developers to work on projects simultaneously and independently. Each developer has their own local copy of the repository, enabling

them to work offline and commit changes locally before syncing with the central repository.

2. **Branching and Merging:** Git's branching model is lightweight and powerful. Developers can create branches to work on new features or bug fixes without affecting the main codebase. Merging changes between branches is straightforward, facilitating collaboration and parallel development.
3. **Fast Performance:** Git is designed for speed, offering fast operations for committing changes, branching, merging, and more. This efficiency is especially beneficial for large projects with extensive histories.
4. **Data Integrity:** Git ensures the integrity of project data through cryptographic hashing. Every file and commit in the repository is checksummed, providing assurance against data corruption and tampering.
5. **Flexible Workflow:** Git supports various workflows, such as centralized, feature branching, Gitflow, and forking workflows, catering to different project needs and team preferences.
6. **Staging Area (Index):** The staging area allows developers to selectively stage changes before committing them to the repository. This feature provides greater control over commits and helps create clean, organized commit histories.
7. **Open Source and Community Support:** Git is open source and enjoys strong community support. This means continuous development, frequent updates, and a vast ecosystem of tools, extensions, and resources available for users.

3.3 Software development Life Cycle (SDLC)

SDLC refers to the structured process used for developing high-quality software systems. It consists of several phases that guide the software development process from requirements gathering to maintenance.

3.3.1 Phases

1. **Planning:** In this initial phase, project stakeholders define the scope, objectives, requirements, and constraints of the software project. This includes feasibility studies, risk assessment, budgeting, and resource allocation.
2. **Requirement Analysis:** During this phase, the development team gathers detailed requirements from stakeholders, end-users, and other relevant sources. The requirements are documented in a Software Requirements Specification (SRS) document, which serves as a blueprint for the development process.

3. **Design:** In the design phase, the development team creates the architecture and design of the software based on the requirements specified in the SRS. This includes defining system architecture, database design, user interface design, and detailed technical specifications.
4. **Implementation (Coding):** The implementation phase involves writing code according to the design specifications. Developers follow coding standards, best practices, and version control practices to ensure code quality, readability, and maintainability. Unit testing may also occur during this phase to verify individual components.
5. **Testing:** The testing phase focuses on validating the software against the defined requirements and ensuring its quality, reliability, and functionality. It includes various types of testing such as unit testing, integration testing, system testing, acceptance testing, and regression testing.
6. **Deployment:** Once the software has been developed and tested, it is deployed to the production environment or made available to end-users. Deployment activities may involve installation, configuration, data migration, and user training.
7. **Maintenance and Support:** After deployment, the software enters the maintenance phase, where it is monitored, updated, and enhanced as needed to address issues, bugs, and changes in user requirements. Maintenance activities may include bug fixes, performance optimization, security updates, and feature enhancements.

3.3.2 Importance

SDLC ensures a systematic and organized approach to software development, leading to the delivery of high-quality, reliable, and maintainable software systems. It helps in minimizing risks, reducing costs, and meeting user expectations.

3.4 Software Testing

Software testing is the process of evaluating a software system or its components to detect defects, errors, or inconsistencies, and to ensure its compliance with specified requirements.

3.4.1 Types

1. Unit Testing
2. Integration Testing
3. System Testing
4. Acceptance Testing

3.4.2 Techniques

Software testing involves various techniques such as black-box testing, white-box testing, and automated testing tools to systematically verify and validate the software system's functionality and performance.

CHAPTER 4: FOUNDATIONAL TRAINING

4.1 Hypertext Markup Language (HTML)

HTML, or Hypertext Markup Language, is the standard markup language for creating web pages. It defines the structure and content of a webpage using a set of tags and elements.

4.1.1 Key Concepts and Elements

HTML includes concepts such as document structure, tags, attributes, and the Document Object Model (DOM), which allows for dynamic manipulation of web page elements.

4.1.2 Importance

HTML is the backbone of web development, providing the foundation for structuring and organizing web content. It enables the creation of accessible, well-organized web pages.

4.2 Cascading Style Sheets (CSS)

CSS, or Cascading Style Sheets, is a stylesheet language used for describing the presentation and visual design of web pages.

4.2.1 Styling and Selectors

CSS allows developers to apply styles, such as colors, fonts, and layouts, to HTML elements. It uses selectors to target specific elements for styling.

4.2.2 Importance

CSS plays a crucial role in web design, allowing for consistent and visually appealing presentation across multiple web pages. It enhances the user experience and improves the overall aesthetics of a website.

4.3 JavaScript

JavaScript is a high-level programming language that is primarily used for creating interactive and dynamic web content. It enables client-side scripting and allows developers to add functionality to web pages.

4.3.1 Variables, Functions, Control Flow, DOM Manipulation

- **Variables:** Variables are containers for storing data values. In JavaScript, variables can be declared using the var, let, or constant keywords. They can hold various types of data, including numbers, strings, arrays, objects, and more.
- **Functions:** Functions are reusable blocks of code that perform a specific task or calculation. They can accept input parameters (arguments) and return a value. Functions in JavaScript can be declared using the function keyword or as arrow functions.
- **Control Flow:** Control flow refers to the order in which statements are executed in a program. JavaScript provides various control flow mechanisms such as conditional statements (if, else, else if), loops (for, while, do...while), and switch statements.
- **DOM Manipulation:** The Document Object Model (DOM) is a programming interface for web documents. It represents the structure of HTML documents as a tree-like structure of objects, where each element in the document is represented by a node. DOM manipulation involves accessing, modifying, adding, or deleting HTML elements and attributes using JavaScript.

4.3.2 Advanced JavaScript Concepts

Object-Oriented Programming (OOP): Object-Oriented Programming is a programming paradigm that allows organizing code into reusable objects. JavaScript supports OOP principles such as encapsulation, inheritance, and polymorphism.

1. **Asynchronous Programming:** Asynchronous programming in JavaScript enables non-blocking execution of code, allowing tasks to run independently without waiting for each other to complete.
2. **JavaScript Libraries and Frameworks:** JavaScript offers a wide range of libraries and frameworks that provide pre-built functionalities and components for streamlined web development. Popular libraries and frameworks include React, Angular, and jQuery.

4.4 MERN Stack

The MERN stack is a popular combination of technologies used for building dynamic web applications. It consists of four key components:

4.4.1 MongoDB

MongoDB is a NoSQL database that stores data in flexible, JSON-like documents. It provides scalability and flexibility, making it suitable for handling large volumes of data and accommodating evolving schemas.

4.4.2 Express.js

Express.js is a minimalist web application framework for Node.js. It simplifies the process of building web servers and handling HTTP requests and responses. Express.js provides a robust set of features for routing, middleware integration, and template rendering.

4.4.3 React.js

React.js is a JavaScript library for building user interfaces. It allows developers to create interactive and reusable UI components that update efficiently in response to data changes. React.js follows a component-based architecture, making it easy to manage complex UIs and build single-page applications (SPAs).

4.4.4 Node.js

Node.js is a server-side JavaScript runtime environment that allows developers to run JavaScript code outside of a web browser. It provides an event-driven architecture and non-blocking I/O operations, making it lightweight and efficient for building scalable web applications. Node.js is commonly used for server-side logic, handling API requests, and integrating with databases.

4.4.5 Importance

The MERN stack offers several advantages for web development:

1. **Full-Stack JavaScript:** With MERN, developers can use JavaScript for both frontend and backend development, promoting code reusability and simplifying the development process.
2. **Single Language, Single Paradigm:** Using JavaScript throughout the entire development stack reduces context switching and improves developer productivity.
3. **Scalability and Performance:** Each component of the MERN stack is designed for scalability and high performance, making it suitable for building robust and efficient web applications.

-
4. **Rich Ecosystem:** The MERN stack benefits from a vibrant ecosystem of tools, libraries, and community support, allowing developers to leverage existing resources and accelerate development timelines.

 5. **Real-Time Data Updates:** The MERN stack is well-suited for building real-time applications that require frequent updates and interactions with data.

CHAPTER 5: QUIZ & ASSIGNMENT

5.1 Quiz

Throughout my internship, I actively engaged in various assessment quizzes designed to enhance my understanding and proficiency in a wide array of technologies essential for modern web development. These quizzes covered topics such as HTML, CSS, JavaScript, and the MERN (MongoDB, Express.js, React.js, Node.js) stack, alongside fundamental concepts crucial for a career in technology. Additionally, quizzes addressed Object-Oriented Programming (OOPs) principles, Software Development Life Cycle (SDLC) methodologies, software testing practices, and effective communication skills. Participating in these assessments not only allowed me to showcase my knowledge but also provided me with valuable insights into my strengths and areas for improvement. Moreover, these quizzes served as practical exercises to apply theoretical concepts, thereby deepening my understanding of these fundamental technologies and their applications in real-world scenarios.

5.2 Assignment

5.2.1 Problem Statement

Welcome to Adventures, your premier destination for exploring the world's most captivating tourist spots and embarking on unforgettable journeys. Whether you're a seasoned traveler or a novice adventurer, our website is your gateway to discovering new horizons, exciting events, and expertly curated tours. Below is a comprehensive guide to navigating our website

- **Home**

The home page serves as the portal to our entire website, offering a glimpse into the diverse array of experiences awaiting you. Here, you'll find highlights of featured tours, upcoming events, and links to explore further.

- **Events**

Stay updated on the latest happenings and newly planned tours through our Events page. We regularly post announcements about upcoming adventures, destinations, and special events. Be sure to check back frequently to ensure you don't miss out on any exciting opportunities.

- **About**

Get to know us better by visiting the About page. Learn about our mission, values, and the team behind Adventures. We're passionate about providing enriching experiences and fostering a community of adventurous souls.

- **Tours**

Explore our meticulously crafted tours on the Tours page. From thrilling expeditions to serene getaways, we offer a diverse range of experiences tailored to suit every traveler's preferences. Browse through our curated selection and embark on your next adventure with confidence.

- **Explore**

Delve deeper into the world of tourism with our Explore page. Here, you'll find articles, guides, and resources to help you plan your dream vacation. Whether you're seeking travel tips, destination recommendations, or cultural insights, we've got you covered.

- **Contact**

Have a question or need assistance? Reach out to us via the Contact page. Our dedicated team is here to provide personalized support and address any inquiries you may have. Feel free to drop us a message, and we'll get back to you promptly.

5.2.2 Code & Result

```
1 <!DOCTYPE html>
2 <html lang="en">
3
4 <head>
5   <meta charset="utf-8">
6   <meta name="google-translate-customization" content="9f841e7780177523-3214c0b76f765f38-gc38c6fe6f9d06436-c">
7   </meta>
8
9   <title>KickBytes : Online Courses</title>
10  <meta content="width=device-width, initial-scale=1.0" name="viewport">
11  <meta content="" name="keywords">
12  <meta content="" name="description">
13
14  <!-- favicon -->
15  <link href="img/icon.png" rel="icon">
16
17  <!-- Google Web Fonts -->
18  <link rel="preconnect" href="https://fonts.googleapis.com">
19  <link rel="preconnect" href="https://fonts.gstatic.com" crossorigin>
20  <link
21    href="https://fonts.googleapis.com/css2?family=Heebo:wght@400;500;600&family=Nunito:wght@600;700;800&display=swap"
22    rel="stylesheet">
23
24  <!-- Icon Font Stylesheet -->
25  <link href="https://cdn.jsdelivr.net/npm/font-awesome@5.10.0/css/all.min.css" rel="stylesheet">
26  <link href="https://cdn.jsdelivr.net/npm/bootstrap-icons@1.4.1/font/bootstrap-icons.css" rel="stylesheet">
27
28  <!-- Libraries Stylesheet -->
29  <link href="lib/animate/animate.min.css" rel="stylesheet">
30  <link href="lib/owlcarousel/assets/owl.carousel.min.css" rel="stylesheet">
31
32  <!-- Customized Bootstrap Stylesheet -->
33  <link href="css/bootstrap.min.css" rel="stylesheet">
34
35  <!-- Template Stylesheet -->
36  <link href="css/style.css" rel="stylesheet">
```

Figure 5.1 Code screenshot of HTML file.

```
37 </head>
38
39 <body>
40
41   <!-- Spinner Start -->
42   <div id="spinner"
43     class="show bg-white position-fixed translate-middle w-100 vh-100 top-50 start-50 d-flex align-items-center justify-content-center">
44     <div class="spinner-border text-primary" style="width: 3rem; height: 3rem;" role="status">
45       <span class="sr-only">Loading...</span>
46     </div>
47   </div>
48   <!-- Spinner End -->
49
50   <!-- navbar Start -->
51   <nav class="navbar navbar-expand-lg bg-white navbar-light shadow sticky-top p-0">
52     <a href="index.html" class="navbar-brand d-flex align-items-center px-4 px-lg-5">
53       <p class="m-0 fw-bold" style="font-size: 25px;"> Kick<span
54         style="color: #f8733f;">Bytes</span></p>
55     </a>
56     <button type="button" class="navbar-toggler m-4" data-bs-toggle="collapse" data-bs-target="#navbarCollapse">
57       <span class="navbar-toggler-icon"></span>
58     </button>
59     <div class="collapse navbar-collapse" id="navbarCollapse">
60       <div class="navbar-nav ms-auto p-4 p-lg-0">
61         <a href="index.html" class="nav-item nav-link active">Home</a>
62         <a href="about.html" class="nav-item nav-link">About</a>
63         <a href="courses.html" class="nav-item nav-link">Courses</a>
64       </div>
65       <div class="nav-item dropdown">
66         <a href="#" class="nav-link dropdown-toggle" data-bs-toggle="dropdown">Pages</a>
67         <div class="dropdown-menu fade-down m-0">
68           <a href="team.html" class="dropdown-item">Our Team</a>
69           <a href="testimonial.html" class="dropdown-item">Testimonials</a>
70         </div>
71     </div>
72   </nav>
```

Figure 5.2 Code screenshot of html file

```

1  [function ($) (
2      "use strict";
3
4      // Spinner
5      var spinner = function () {
6          setTimeout(function () {
7              if ($('#spinner').length > 0) {
8                  $('#spinner').removeClass('show');
9              }
10             }, 1);
11         };
12         spinner();
13
14
15         // Initiate the wowjs
16         new WOW().init();
17
18
19         // Sticky Navbar
20         $(window).scroll(function () {
21             if ($(this).scrollTop() > 300) {
22                 $('.sticky-top').css('top', '0px');
23             } else {
24                 $('.sticky-top').css('top', '-100px');
25             }
26         });
27
28
29         // Dropdown on mouse hover
30         const $dropdown = $(".dropdown");
31         const $dropdownToggle = $(".dropdown-toggle");
32         const $dropdownMenu = $(".dropdown-menu");
33         const showClass = "show";
34
35         $(window).on("load resize", function () {
36             if (this.matchMedia("(min-width: 992px)").matches) {
37                 $dropdown.hover(

```

Figure 5.3 code screenshot of Javascript file

```

2  :root {
3      --primary: #f69050;
4      --light: #F0FBFC;
5      --light: #f0e4de;
6      --dark: #181d38;
7  }
8
9  .btn {
10     background-color: #fb873f;
11     border: none;
12 }
13
14 .btn a {
15     text-decoration: none;
16     color: #fff;
17 }
18
19 .btn:hover {
20     background: transparent;
21     color: var(--primary) !important;
22     border: 1px solid var(--primary);
23 }
24
25 .btn:hover a {
26     color: var(--primary) !important;
27 }
28
29 .btn-light {
30     background-color: var(--light);
31 }
32
33 .btn-light:hover {
34     background: transparent;
35     color: var(--light) !important;
36     border: 1px solid var(--light);
37 }

```

Figure 5.4 Code Screenshot of Css file

```
39 .fw-medium {
40     font-weight: 600 !important;
41 }
42
43 .fw-semi-bold {
44     font-weight: 700 !important;
45 }
46
47 .back-to-top {
48     position: fixed;
49     display: none;
50     left: 45px;
51     bottom: 45px;
52     z-index: 99;
53 }
54
55
56 /** Spinner **/
57 #spinner {
58     opacity: 0;
59     visibility: hidden;
60     transition: opacity .5s ease-out, visibility 0s linear .5s;
61     z-index: 99999;
62 }
63
64 #spinner.show {
65     transition: opacity .5s ease-out, visibility 0s linear 0s;
66     visibility: visible;
67     opacity: 1;
68 }
69
70
71 /** Button **/
72 .btn {
73     font-family: 'Nunito', sans-serif;
74     font-weight: 600;
```

Figure 5.5 Code screenshot of CSS file.

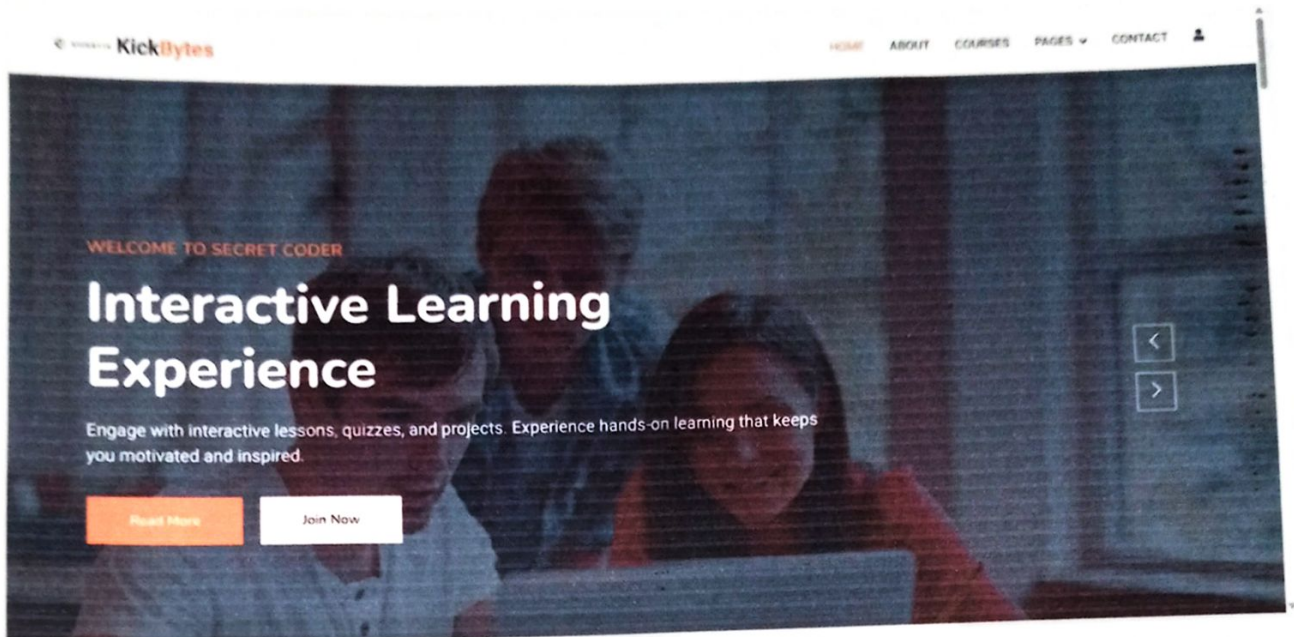


Figure 5.6 Result for the Home Page.

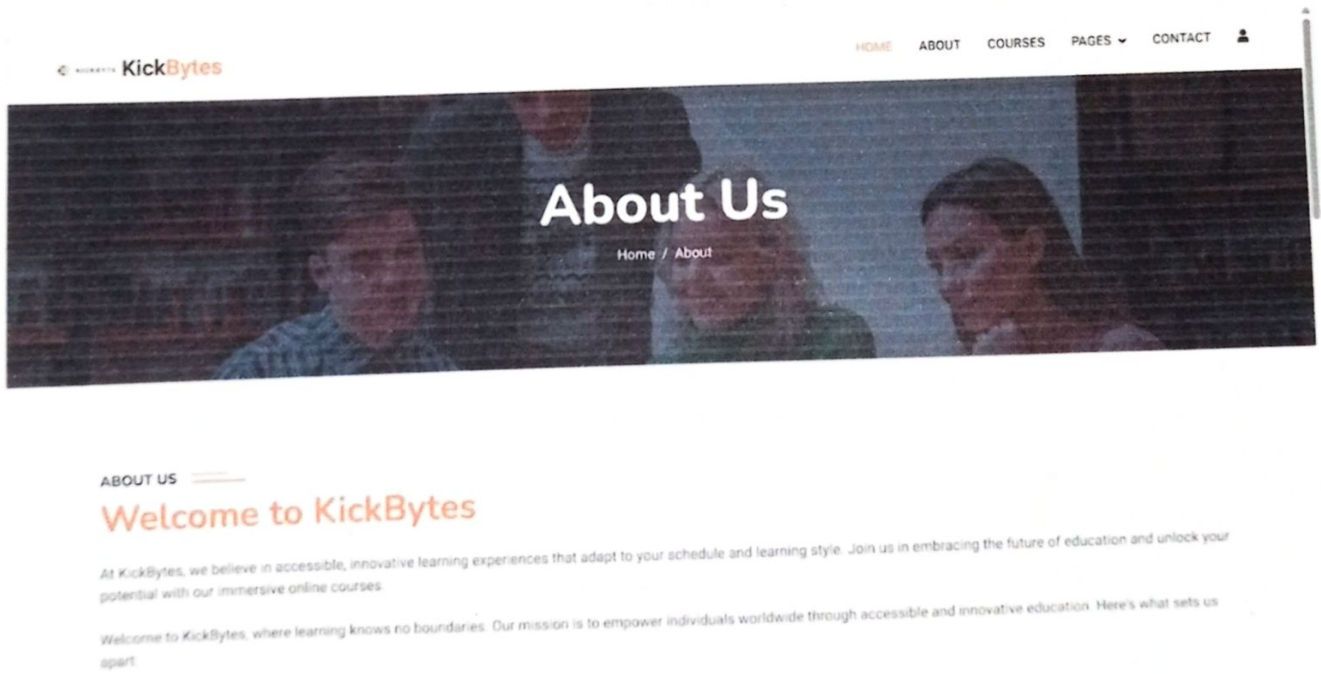


Figure 5.7 Result for the About Page.

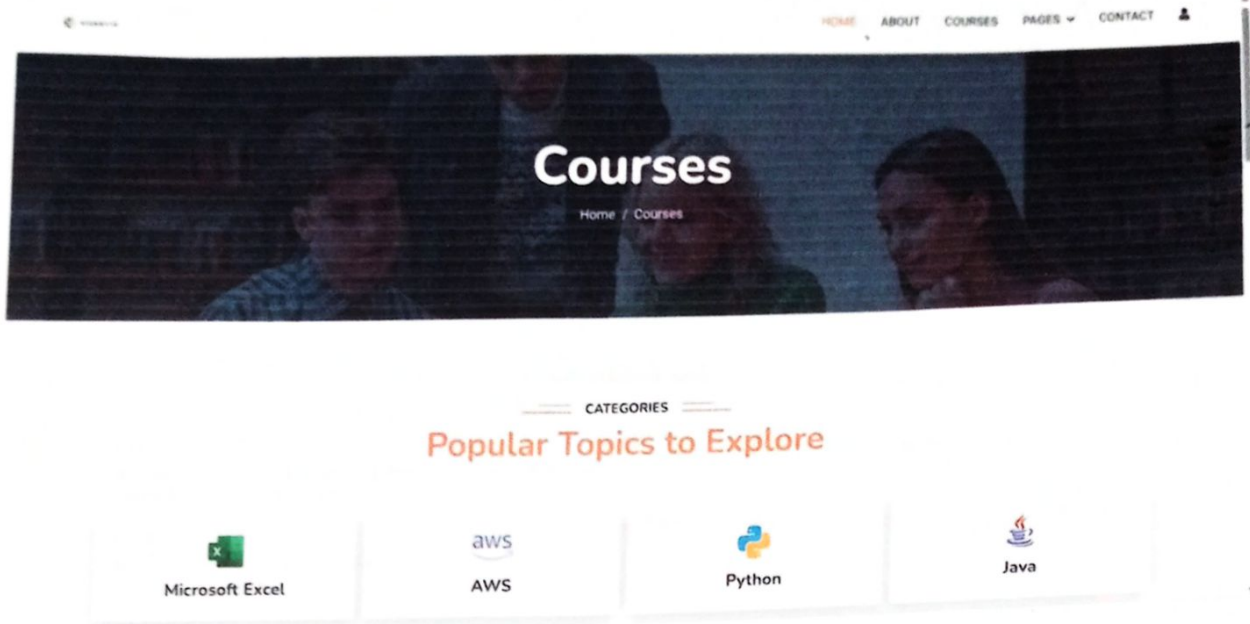


Figure 5.8 Result for the Course Page.

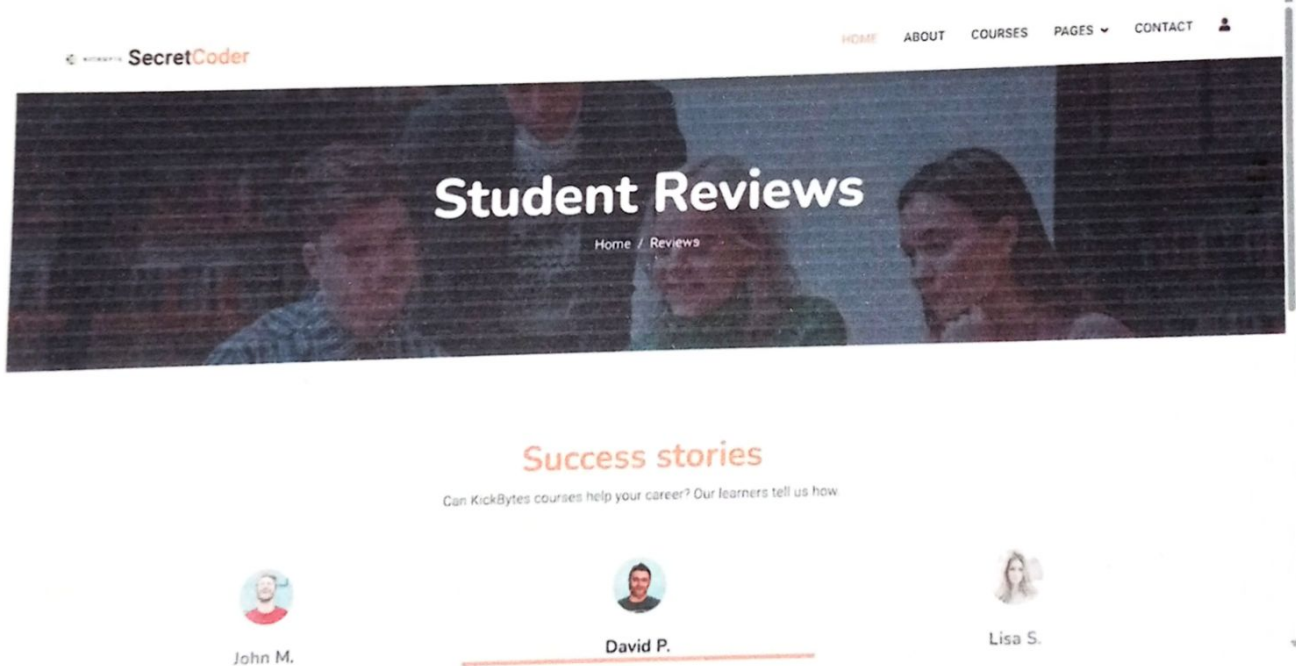


Figure 5.9 Result for the Testimonial Page.

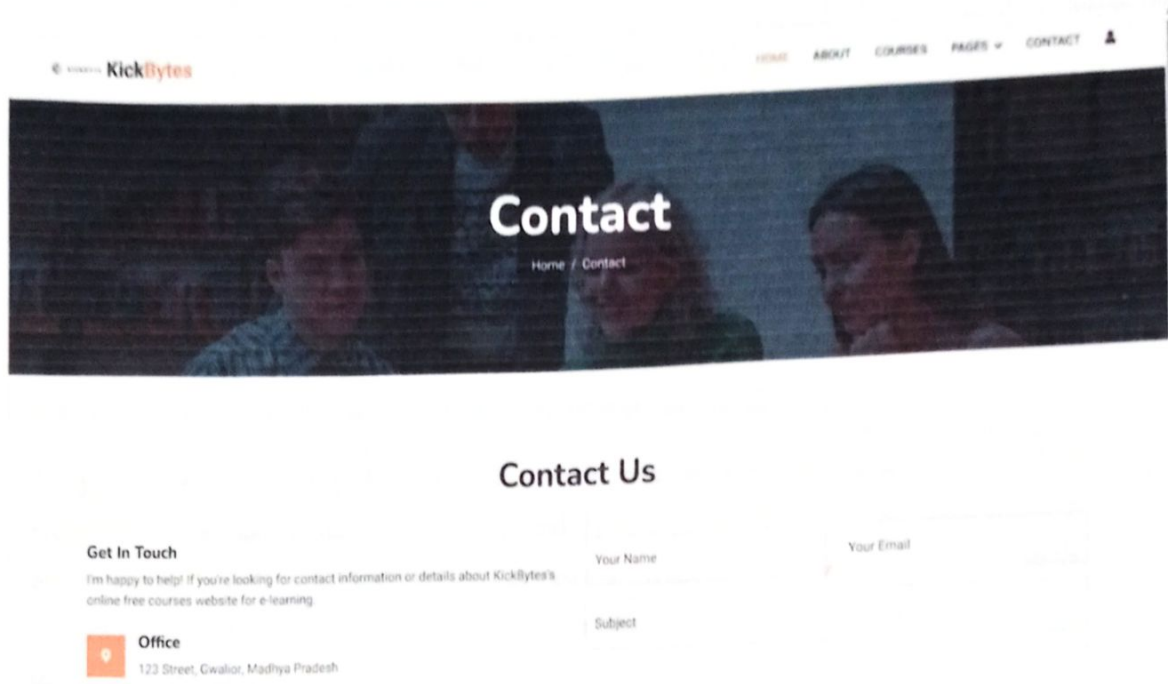


Figure 5.10 Result for the Contact Page.

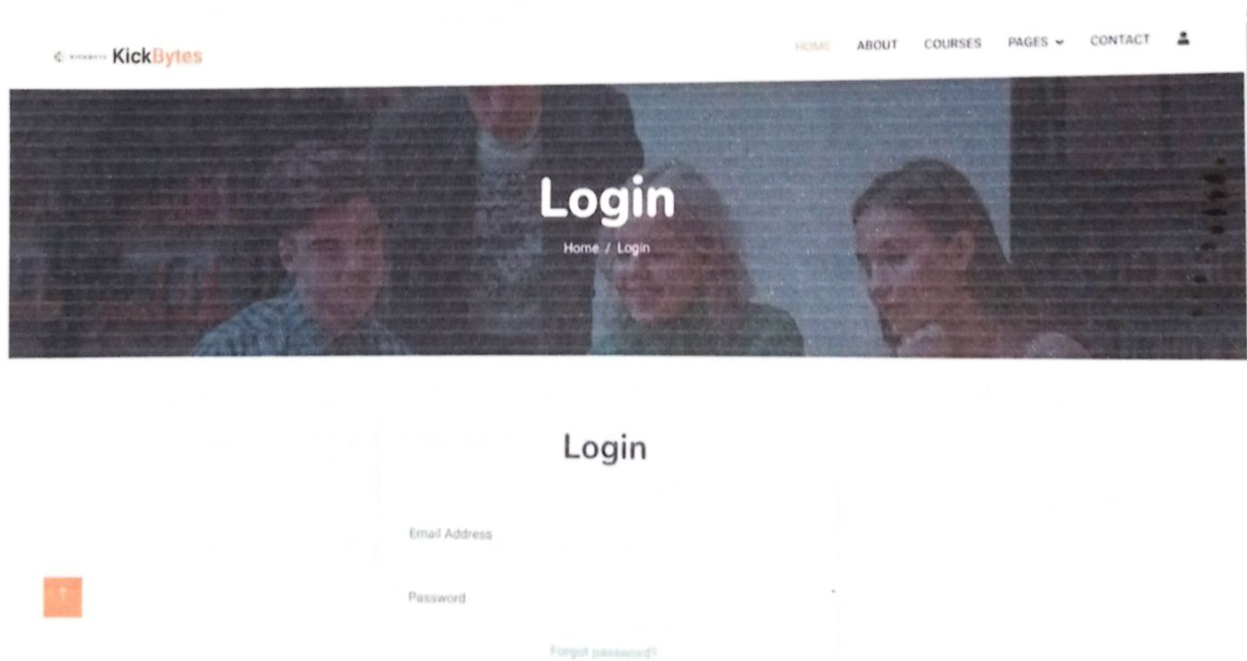


Figure 5.11 Result for the Login Page.

CHAPTER 6: CONCLUSION

I have learned a wide range of technical and practical skills that are necessary for a career in software development during my four months as an intern at Bytesite. It has been a pleasant and enriching experience for me.

One of the most significant takeaways from the internship was the in-depth understanding of software development methodologies, especially the Agile methodology. This knowledge is critical for delivering quality software that meets the expectations of the end-users.

The practical exposure to MERN technologies, which are essential to software development, and programming languages like HTML, CSS, and JavaScript was another important learning outcome from the internship. Additionally, I gained knowledge of how to operate software tools that are necessary for organizing code, working with other developers on projects, and managing teams, such as GitHub, Git, and SQL databases.

In addition, the internship provided me with exposure to web development technologies that helped me to develop user-friendly web applications. I also learned the importance of software testing, which is essential for ensuring that the software is of high quality and meets the requirements of the users.

Furthermore, working in a team and collaborating with other interns on various projects helped me to improve my communication and teamwork skills, which are crucial in a professional work environment. The experience gained in the internship will be valuable in my future career growth and development.

Overall, the internship at Bytesite has been a transformative experience, and I am grateful for the opportunity to learn and grow as a software developer. The internship has provided me with the skills and knowledge needed to pursue a career in software development with confidence. I look forward to applying the skills and knowledge gained in the internship to contribute to future projects and to continue to grow as a software developer.

REFERENCES

1. Marcotte, E. (2011). *Responsive Web Design*. A Book Apart.
2. Lewis, L. (2015). *Mobile First*. A Book Apart.
3. Google Developers. (n.d.). *Progressive Web Apps*. Retrieved from <https://developers.google.com/web/progressive-web-apps>
4. Mozilla Developer Network. (n.d.). *Progressive Web Apps*. Retrieved from https://developer.mozilla.org/en-US/docs/Web/Progressive_web_apps
5. Nguyen, T., & Johnson, M. (2019). A Comparative Study of React.js and Angular for Single-Page Application Development. *Proceedings of the International Conference on Web Engineering*.
6. World Wide Web Consortium (W3C). (2018). *Web Content Accessibility Guidelines (WCAG) Overview*. Retrieved from <https://www.w3.org/WAI/standards-guidelines/wcag/>
7. Lazar, J., Dudley-Sponaugle, A., & Greenidge, K. (2017). Improving Web Accessibility: A Study of Webmaster Perceptions, Practices, and Knowledge. *ACM Transactions on the Web (TWEB)*, 11(2), 10.
8. Krittamet, T., & Kerdprasop, N. (2018). Challenges and Opportunities of Serverless Computing in Cloud Platform: A Review. *Proceedings of the International Conference on Applied Science and Engineering Innovation*.

PAPER NAME

Om for plag.pdf

WORD COUNT

3877 Words

CHARACTER COUNT

27299 Characters

PAGE
COUNT

27 Pages

FILE SIZE

994.5KB

SUBMISSION DATE

May 17, 2024 1:09 PM GMT+5:30

REPORT DATE

May 17, 2024 1:10 PM GMT+5:30

● 15% Overall Similarity

The combined total of all matches, including overlapping sources, for each database. • 13% Internet database

• Crossref database

database

• Submitted Works database

• 2% Publications database

• Crossref Posted Content

● Excluded from Similarity Report

• Bibliographic material

APPENDICES

ANNEXURE I: BATCH ALLOTMENT MAIL

Bytesite <team.bytesite@gmail.com>


Hello Om,

I hope this email finds you well. On behalf of the entire Bytesite team, I am delighted to welcome you aboard as our new Web developer Intern. We are thrilled to have you join our company and look forward to the valuable contributions we know you will bring to the team.

Starting a new internship can be both exciting and a little overwhelming, but please rest assured that we are here to support you every step of the way. Your enthusiasm and fresh perspective are exactly what we need to continue innovating and growing as a company.

APPENDICES

Annexure 2: Bytesite Offer Letter



20th January 2024

Dear Omprakash Patel,

We are delighted to extend an offer to you for the post of Web Developer Intern at BYTSITE.

After carefully considering your qualifications and your project work, we believe your skills, enthusiasm, and potential will greatly contribute to our team and will provide you with valuable learning opportunities.

Internship Position : **Web Developer Intern**
Department : **Technical**
Internship Duration : **Four Months**
Joining Date : **22nd January 2024**
Ending Date : **22nd May 2024**
Location : **Remote**

During your internship, you will be involved in various tasks and responsibilities related to web based applications. These responsibilities are designed to provide you with comprehensive understanding of industry and its requirements and will boost your skills in this very field.


CoFounder
BYTESITE

