

# Plant selling landing page design using HTML, CSS, JavaScript

## Internship Report

Submitted for the partial fulfillment of the degree of

**BACHELOR OF TECHNOLOGY**

IN

**Mathematics & Computing**

*Submitted By*

**Rahul Vyas**

(0901MC201050)

UNDER THE SUPERVISION AND GUIDANCE OF

**Dr. Vikas P. Shinde**

**Professor & Head**

Department of Engineering

Mathematics & Computing

MITS, Gwalior



माधव प्रौद्योगिकी एवं विज्ञान संस्थान, ग्वालियर (म.प्र.), भारत

MADHAV INSTITUTE OF TECHNOLOGY & SCIENCE, GWALIOR (M.P.), INDIA

**Deemed to be University**

(Declared under Distinct Category by Ministry of Education, Government of India)

**NAAC ACCREDITED WITH A++ GRADE**

January - June 2024



# Madhav Institute of Technology & Science, Gwalior (M.P.)

(Deemed to be University)

NAAC ACCREDITED WITH A++ GRADE

## DECLARATION BY THE CANDIDATE

I hereby declare that the work entitled "Plant selling landing page design using HTML, CSS, JavaScript" is my work, conducted under the supervision of Mr. Vishal Verma, Founder & Director, (IndVibe Infotech Pvt Ltd) and Dr. Vikas P. Shinde, Professor & Head, Department of Mathematics & Computing, Madhav Institute of Technology & Science, Gwalior, during the session Jan-April 2024. The report submitted by me is a record of bonafide work carried out by me.

I further declare that the work reported in this report has not been submitted and will not be submitted, either in part or in full, for the award of any other degree or diploma in this institute or any other institute or university.

Date: 20/05/2024

Place: Gwalior

Rahul Vyas  
0901MC201050

This is to certify that the above statement made by the candidate is correct to the best of my knowledge and belief.

Guided by:

Dr. Vikas P. Shinde

Professor & Head

Department of Engineering Mathematics & Computing  
MITS, Gwalior

Departmental Project Coordinator

Dr. D K Jain

Professor

Department of Engineering  
Mathematics & Computing  
MITS, Gwalior

Approved by HOD

Dr. Vikas P. Shinde

Professor & Head

Department of Engineering  
Mathematics & Computing  
MITS, Gwalior



**Madhav Institute of Technology & Science, Gwalior (M.P.)**  
(Deemed to be University)  
**NAAC ACCREDITED WITH A++ GRADE**


---

### **PLAGIARISM CHECK CERTIFICATE**

This is to certify that I am a student of B.Tech. In Department of Mathematics & Computing have checked my complete report entitled "Plant selling landing page design using HTML, CSS, JavaScript" for plagiarism using the "Turnitin" software available in the institute. This is to certify that the plagiarism found in my report is found to be 12% which is within the specified limit (20%). The full plagiarism report along with the summary is enclosed.

  
RAHUL VYAS  
0901MC201050

**Checked & Approved by:**

  
**Dr. Jitendra Kumar**  
Associate Professor  
Department of Engineering  
Mathematics & Computing  
MITS, Gwalior



## **EXECUTIVE SUMMARY**

PlantEx is your premier online destination for home decor plants, founded with a mission to bring the beauty and tranquility of nature into every home. Our journey with Rahul's vision to share a passion for greenery and sustainable living. At PlantEx, we believe in the transformative power of plants to enhance living spaces and improve well-being. We offer a curated selection of high-quality indoor and outdoor plants, each chosen for its health, beauty, and ease of care. Our commitment to sustainability is evident in our eco-friendly sourcing and packaging practices. We support local growers and strive to minimize our environmental footprint. Our dedicated team, led by Rahul ensures that every plant is nurtured and ready to thrive in its new home. We provide detailed care guides and personalized support to help our customers succeed in their plant journey. Join the PlantEx community and discover how easy and rewarding it can be to bring nature into your home. Subscribe to our newsletter and follow us on social media for tips, inspiration, and exclusive offers. At PlantEx, we're not just selling plants; we're cultivating a community of plant lovers.



# **Madhav Institute of Technology & Science, Gwalior (M.P.)**

(Deemed to be University)

**NAAC ACCREDITED WITH A++ GRADE**

---

## **ABSTRACT**

PlantEx is your premier online source for home decor plants, dedicated to bringing the natural beauty and tranquility of greenery into every home. Founded PlantEx emerged from a passion for plants and a commitment to sustainable living. We believe that plants can transform spaces and enhance well-being, making every home a serene sanctuary. Our curated selection includes a diverse range of high-quality indoor and outdoor plants, carefully chosen for their health, beauty, and ease of care. We prioritize sustainability through eco-friendly sourcing and recyclable packaging, supporting local growers and striving to reduce our environmental impact. Our dedicated team of plant care experts ensures that every plant is nurtured and ready to thrive in its new home. We provide detailed care guides and personalized support to help our customers succeed in their plant journey. Join the PlantEx community and experience the joy of incorporating nature into your home. Subscribe to our newsletter for the latest updates, tips, and exclusive offers, and follow us on social media for daily inspiration. At PlantEx, we don't just sell plants; we cultivate a community of plant enthusiasts.



**Madhav Institute of Technology & Science, Gwalior (M.P.)**

(Deemed to be University)

**NAAC ACCREDITED WITH A++ GRADE**

---

### **ACKNOWLEDGEMENT**

I would like to express my sincere appreciation to my supervisor **Mr. Vishal Verma** for his guidance, encouragement, and support throughout the course of this work. It was an invaluable learning experience for me to be one of their students. From them I have gained not only extensive knowledge, but also a careful research attitude.

I am also thankful to my faculty mentor & Head of Mathematics & Computing department **Dr. Vikas P. Shinde** for his cooperation with me and for his constructive criticism throughout my internship.

I am highly indebted to **Dr. R K Pandit**, Director M.I.T.S., Gwalior (M.P.) for the facilities provided to accomplish this internship.

I would like to thank prof. **Dr. D K Jain**, internship coordinator, Department of Mathematics & Computing for their support and advices to complete internship in above said organization. I am extremely grateful to my department staff members and friends who helped me in successful completion of this internship.

**Date: 20/05/2024**  
**Place: Gwalior (M.P.)**

  
**RAHUL VYAS**  
**0901MC201050**



**Madhav Institute of Technology & Science, Gwalior (M.P.)**

(Deemed to be University)

**NAAC ACCREDITED WITH A++ GRADE**

**CERTIFICATE OF INTERNSHIP**



**IndVibe Infotech Pvt Ltd**

ISO 9001:2015 certified company

**INTERNSHIP COMPLETION CERTIFICATE**

Date 15-May, 2024

This is to certify that **Mr. Rahul Vyas** is a student of b.tech specialization in Mathematics and computing from madhav institute of technology and science, Gwalior (M.P.) has been successfully completed the 04 months (01-january, 2024 to 02-may, 2024) Internship Programme in **Web Designing Frontend Development**, at IndVibe InfoTech Pvt Ltd.

Wishing you a great future in the IT Industry and looking forward to seeing you at IndVibe InfoTech Pvt Ltd.

Warm Regards



## TABLE OF CONTENTS

| <b>Title</b>   | <b>Page No.</b> |
|--|-----------------|
| <b>Declaration by the Candidate</b>  | <b>2</b>        |
| <b>Plagiarism Check Certificate</b>  | <b>3</b>        |
| <b>Executive Summary</b>   | <b>4</b>        |
| <b>Abstract</b>  | <b>5</b>        |
| <b>Acknowledgement</b>   | <b>6</b>        |
| <b>Certificate Of Internship</b>   | <b>7</b>        |
| <b>Table of Contents</b>   | <b>8-9</b>      |
| <b>List of Figures</b>   | <b>10</b>       |
| <b>List of Tables</b>  | <b>10</b>       |
| <b>List of Acronyms</b>  | <b>10</b>       |
| <b>Chapter 1 : Introduction</b><br>1.1 Web Development<br>1.2 Web development parts<br>1.3 Goals   | <b>11-12</b>    |
| <b>Chapter 2 : Company Profile</b><br>2.1 History<br>2.2 Vision and Mission<br>2.3 Clients and Products/Services   | <b>13-14</b>    |
| <b>Chapter 3 : What I Have Learned</b><br>Http<br>Http Request /Response<br>The Http Request Circle<br>Java Script<br>Java script development tools<br>Java script syntax<br>Java script functions<br>Java script data types<br>Java script variables<br>Software<br>Browser | <b>15-23</b>    |

|  |              |
|--|--------------|
| <b>Chapter 4 : Project Planning</b><br>4.1 Home<br>4.2 About<br>4.3 Literature Review<br>4.4 Project Details | <b>24-29</b> |
| <b>Chapter 5: Conclusion</b>   | <b>30</b>    |
| <b>Bibliography</b>  | <b>31</b>    |
| <b>Turnitin Plagiarism Report</b>  | <b>32</b>    |
| <b>Annexure-1</b><br>Learning Outcomes   | <b>33</b>    |
| <b>Annexure-2</b><br>Daily Diary   | <b>34-35</b> |
| <b>Annexure- 3</b><br>MPRs<br>Offer Letter   | <b>36-40</b> |

## **LIST OF TABLES**

| <b>TABLE No.</b> | <b>Title</b>   | <b>Page No.</b> |
|------------------|----------------|-----------------|
| <b>TABLE. 1</b>  | MPR 1          | 36              |
| <b>TABLE. 2</b>  | MPR 2          | 37              |
| <b>TABLE. 3</b>  | MPR 3<br>MPR 4 | 38<br>40        |

## **LIST OF ACRONYMS**

| <b>Abbreviation</b> | <b>Full form</b>                 |
|---------------------|----------------------------------|
| <b>HTML</b>         | <b>Hypertext Markup Language</b> |
| <b>CSS</b>          | <b>Cascading Style Sheets</b>    |

### 1.1 WEB DEVELOPMENT

This term refers to the creation and maintaining of web pages which includes the work in development of a website for World Wide Web. The work ranges from development of single word page with a plain text to difficult web applications for the use of businesses, or network services. It comprises many features such as web design, database management and web programming. It is made up of two parts:

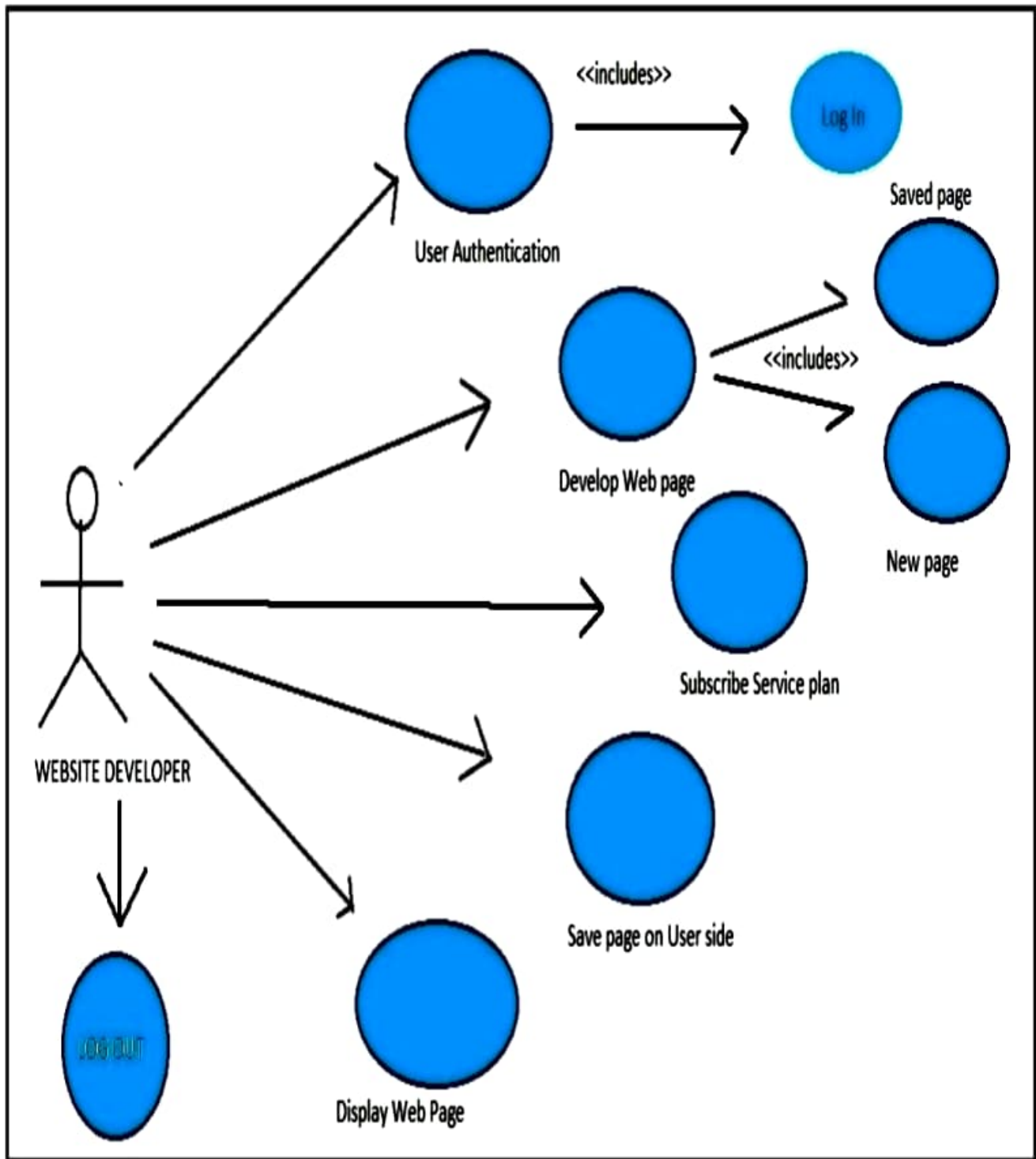
- WEB: It leads to the web pages, websites or whatever which is working on internet.
- DEVELOPMENT: It leads to the development of application from beginning to end note.

### 1.2 Web Development can be categorized into two ways :

- Frontend Development
- Backend Development

### 1.3 GOALS:

- Acquire practical programming skills.
- Expand knowledge in HTML3, HTML4, HTML5, CSS, Bootstrap Framework, PHP, Laravel, Java etc.
- Enhance communication skills with others.
- Develop foundation background knowledge.
- Collaborate effectively with team members..
- Enhance research abilities.
- Improve administrative skill.
- Strengthen problem-solving capabilities.
- Stay informed through professional journals and newsletters..
- Familiarity with key professional concepts.
- Enhance professional ethics and values.
- Improve technical proficiency.



**Figure 1.1**

**2.1 History.....**

**IndVibe** aspires to design and develop creative web apps, mobile apps, software, and related solutions. Using modern technology and latest marketing trends, we create functional website and application that works seamlessly on different browsers. Since our **Software Development Company is based in India**, we are experts in developing and deploying the products that you need. Our IT experts are fully focused on teamwork and the quality of work to help you empower your business and IT infrastructure. We are a trusted and innovating IT firm in India that works for your better and brighter future.

**2.2 Vision and Mission.....**

**Vision-** We at **IndVibe**, offer world-class IT services for our potential clients and make sure that they get more than what they have asked for. **IndVibe** intensely trusts in the methodology that brings desired outcomes, saves a lot of time, and produces profit! We ensure that client satisfaction is our first precedence and we endeavor to reach that. Our company offers assistance to drive growth to several leading industries combining inbound sales and marketing services, and the right strategies to gain customer acquisition. We endeavor to make arrangements accessible to everybody and give the best conceivable IT items and administrations as required.

**Mission-** **IndVibe** points to provide the best-in-class IT administrations and upgrade the in general competitive edge of your ever-flourishing commerce. With a solid decent footing of specialized ability, inventive concepts, and capability, our company offers item arrangements and related administrations with the most noteworthy flawlessness and standard rules. Our utmost perfection in our work is something that makes us stand one step ahead of our competitors in the marketplace. Having years of experience, good know-how, technical ability, and the latest strategies would truly help you to enhance the way your business works.

We at **IndVibe** are envisioned to mention the website plans and setup technologies that can build global online brands.

### **2.3 Clients and Products/Services.....**

As a top IT firm based in India, **IndVibe** provides cutting-edge solutions to clients globally. We collaborate with various technology partners to tailor our offerings to meet the specific needs of our customers. Our focus is on delivering valuable solutions to our esteemed clients worldwide.

Retail, E-Commerce

Education

Real Estate

Hospital

Social Network

Food

Travel

Logistics & Distribution

On-Demand & Solutions

Gaming

## **HTTP**

HTTP, or Hyper Text Transfer Protocol, assists as the pillar of the World Wide Web. It make easy communication between web clients and servers, where client computers send HTTP Requests and receive HTTP Responses from web servers to exchange information.

### **HTTP REQUEST / RESPONSE**

HTTP, which stands for Hyper Text Transfer Protocol. This communication occurs through the exchange of HTTP Requests and Responses. Here's how the process unfolds: between clients and servers is done by requests and responses:

- a. A client, typically a web browser, sends an HTTP request to a web server.
- b. The web server receives the request from the client.
- c. The server executes an application to handle the received request.
- d. Following the processing, the server generates an HTTP response, which serves as the output, and sends it back to the browser.
- e. Finally, the client, i.e., the browser, receives and processes the response from the server.

### **The HTTP Request Circle**

The HTTP request/response cycle follows a typical pattern:

- a. The browser initiates a request for an HTML page, and the server responds by providing the requested HTML file.
- b. Subsequently, the browser requests a style sheet, and the server fulfills this request by returning a CSS file.
- c. Following this, if the browser requires a JPG image, it sends a request to the server, which responds by providing the requested JPG file.
- d. Similarly, if the browser needs JavaScript code, it sends a request to server, & the server returns the requested JS file.
- e. Lastly, if the browser requires data, it sends a request to the server, and the server responds by providing the requested data, typically in XML or JSON format.

## JAVASCRIPT DEVELOPMENT TOOLS

JavaScript's primary advantage lies in its accessibility, as it doesn't necessitate costly development tools; basic text editors like Notepad suffice. Additionally, since it's an interpreted language within web browsers, there's no need to purchase a compiler. To promote eco-friendly practices, various vendors offer sophisticated JavaScript editing tools.

For Instance-

- 1 **Microsoft's FrontPage** - A renowned HTML editor, includes JavaScript support for crafting dynamic websites. .
- 2 **Macromedia's Dreamweaver MX** – A favored tool among professional web developers, boasts prebuilt JavaScript components and seamless integration with databases, adhering to modern standards like XHTML and XML.
- 3 **Macromedia's home site 5** – A user-friendly HTML and JavaScript editor favored for managing personal websites efficiently.

## JAVASCRIPT SYNTAX

JavaScript can be incorporated into a web page by embedding JavaScript statements within `<script>` tags. While these `<script>` tags can be placed anywhere in the HTML document, it's generally advised to include them in the `<head>` tags. The `<script>` tag informs the browser to interpret the enclosed text.

```
<script ...>  
    JavaScript code  
</script>
```

The `<script>` tag has two significant aspects:

- Language - "language" identifies the scripting language being used, JavaScript, although modern HTML versions have deprecated this attribute.
  - Type - "type" attribute, now recommended, indicates the scripting language and should be fixed to "text/JavaScript." Therefore, It would resemble this: `<script language="JavaScript" type="text/JavaScript">`

So it will look like-

```
<script language = "javascript" type = "text/javascript">  
  JavaScript code  
</script>
```

### **Whitespace and Line Breaks**

Whitespace refers to spaces, tabs, and line breaks in a document or code. It enhances readability and structure. Line breaks are characters that indicate the end of a line. Together, they format text, code, and improve readability.

### **Semi-Colons are Optional**

In JavaScript, semicolons are used to terminate statements. While they're typically recommended for clarity and to prevent unexpected behavior, JavaScript has automatic semicolon insertion (ASI), which can insert semicolons at line breaks if omitted. However, relying solely on ASI can lead to subtle bugs, so it's safer to include them explicitly.

```
<script language = "javascript" type = "text/javascript">
  <!--
    var1 = 10
    var2 = 20
  //-->
</script>
```

But when planned in one line then it shows as follows, you should use the semicolons.

```
<script language = "javascript" type = "text/javascript">
  <!--
    var1 = 10; var2 = 20;
  //-->
</script>
```

### Case Sensitivity

JavaScript is sensitive to the capitalization of language keywords, variables and other identifiers, meaning that using different capitalization can result in distinct meanings. It's crucial to maintain consistent capitalization when working with identifiers in JavaScript to avoid errors. So the identifiers will convey different meaning in JavaScript.

**Regarding comments, JavaScript holds two types: C-style and C++-style.**

- Content following `"//"` until the conclusion of the line is considered as a comment and is unnoticed by JavaScript.
- Content enclosed between `"/ "` and `"/ "` is taken as a comment, allowing for multi-line comments.

**Example:**

```
<script language = "javascript" type = "text/javascript">
  <!--
    // This is a comment. It is similar to comments in C++

    /*
     * This is a multi-line comment in JavaScript
     * It is very similar to comments in C Programming
     */
  //-->
</script>
```

## JAVASCRIPT FUNCTIONS

A function in JavaScript is a reusable set of code that can be called from anywhere in your program, saving you from repetitive coding tasks. It promotes modularity by allowing programmers to break down a large program into smaller, more adaptable functions.

JavaScript provides the necessary features to write modular code. Familiar functions like **alert()** and **write()** are examples of this. Despite using these functions repeatedly, they are only written once in the core JavaScript, demonstrating the efficiency and reusability that functions offer.

## JAVASCRIPT DATATYPES

A crucial aspect is its supported set of data types, which represent and manipulate different kinds of values.

Additionally, JavaScript includes two special data types, null and undefined, each representing a single value. Apart from these primitives, JavaScript also supports a composite data type known as objects.

## JAVASCRIPT VARIABLES

JavaScript utilizes variables as named containers to store data. These containers enable data to be stored and referenced by their assigned names. Additionally, numerous variables using the identical "var" keyword. Initializing variable with a value is known as variable initialization

For example:

```
<script type = "text/javascript">
  <!--
    var money;
    var name;
  //-->
</script>
```

Also announce numerous variables with the similar var keyword as shown-

```
<script type = "text/javascript">
  <!--
    var money, name;
  //-->
</script>
```

Loading the value in a variable is known as **Variable Initialization**.

For case, you might generate variable „**money**’ and allot the value with 2000.50. For a new variable, we can allot a value at the period of initialization-

```
<script type = "text/javascript">
  <!--
    var name = "Ali";
    var money;
    money = 2000.50;
  //-->
</script>
```

**NOTE-** In JavaScript, using the "var" keyword only for initializing or declaring variables. Avoid re-declaring the alike variable more than once. JavaScript is such type of language in which variables can hold values of any data type without specifying the type during declaration. Additionally, unlike many other languages, JavaScript automatically adjusts the value type of a variable as the program is executed, handling it dynamically without explicit type declarations.

## SOFTWARE

### 3.4.1 Browser:

#### 3.4.1.1 GOOGLE CHROME :



**Figure 3.15**

Google Chrome, created by Google, is a versatile web browser available across different platforms. Initially launched in 2008 for Microsoft Windows, it was subsequently adapted for use on Linux, macOS, iOS, and Android devices. Additionally, Chrome serves as the primary component of Chrome OS, serving as the foundation for web applications on that platform.

#### 3.5.1.2 MOZILLA FIREFOX:



**Figure 3.16**

Mozilla Firefox is open-source web browser created by the Mozilla Foundation and the Mozilla Corporation. It's compatible with various operating systems like Windows, macOS, BSD, Linux, illumos, and Solaris. Additionally, there's a version called Firefox for Android designed specifically for mobile.

### 3.5.1.3 VISUAL STUDIO CODE



**FIGURE 3.17**

Visual Studio Code is a free code editor designed to streamline the coding process, enabling users to start coding quickly. It supports various programming languages, including Python, Java, C++, JavaScript, and many others, allowing developers to work in their preferred language. Visual Studio Code offers a blend of simplicity as a source code editor and commanding developer tool.

**FLOW OF PROJECT:**

**Introduction:** PlantEx is your ultimate online destination for premium home decor plants, committed to bringing nature's beauty into every home while promoting sustainability.

**Homepage:** Featuring captivating plant images, easy navigation, and highlights of best-selling products and seasonal promotions.

**Shop Page:** Browse through our curated selection of indoor, outdoor, and succulent plants, with filters for easy browsing.

**About Us:** Learn about our mission, values, and team members dedicated to providing the best for our customers.

**Blog:** Explore informative articles on plant care, home decor, and DIY projects to inspire your green thumb.

**FAQ:** Find answers to common questions about orders, shipping, and plant care in our comprehensive FAQ section.

**Contact Us:** Reach out to our friendly team for assistance or visit our physical stores for a personalized experience.

**Cart and Checkout:** Seamlessly complete your purchase with our user-friendly cart and checkout process.

**Conclusion:** PlantEx offers a seamless shopping experience, prioritizing quality, sustainability, and customer satisfaction. Join us in our mission to cultivate a thriving community of plant enthusiasts.

**PROJECT DETAILS :**

Here the projects code are represented as below as follows

**HTML CODE :**index.html

```

<!DOCTYPE html>
<html lang="en">
<head>
  <meta charset="UTF-8">
  <meta name="viewport" content="width=device-width, initial-scale=1.0">

  <!--===== FAVICON =====>
  <link rel="shortcut icon" href="assets/img/favicon.png" type="image/x-icon">

  <!--===== REMIX ICONS =====>
  <link href="https://cdn.jsdelivr.net/npm/remixicon@2.5.0/fonts/remixicon.css" rel="stylesheet">

  <!--===== CSS =====>
  <link rel="stylesheet" href="assets/css/styles.css">

  <title>Responsive plants website - Bedimcode</title>
</head>
<body>
  <!--===== HEADER =====>
  <header class="header" id="header">
    <nav class="nav container">
      <a href="#" class="nav_logo">
        <img class="ri-leaf-line nav_logo-icon" /> Plantex
      </a>

      <div class="nav_menu" id="nav-menu">
        <ul class="nav_list">
          <li class="nav_item">
            <a href="#" class="nav_link active-link">Home</a>
          </li>
          <li class="nav_item">
            <a href="#" class="nav_link">About</a>
          </li>
          <li class="nav_item">
            <a href="#" class="nav_link">Products</a>
          </li>
          <li class="nav_item">
            <a href="#" class="nav_link">FAQs</a>
          </li>
          <li class="nav_item">
            <a href="#" class="nav_link">Contact Us</a>
          </li>
        </ul>

        <div class="nav_close" id="nav-close">
          <img class="ri-close-line" />
        </div>
      </div>

      <div class="nav_btns">
        <!-- Theme change button -->
        <img class="ri-moon-line change-theme" id="theme-button" />

        <div class="nav_toggle" id="nav-toggle">
          <img class="ri-menu-line" />
        </div>
      </div>
    </nav>
  </header>

```

```

</div>
</nav>
</header>

<main class="main">
  <!--===== HOME =====>
  <section class="home" id="home">
    <div class="home_container container grid">
      

      <div class="home_data">
        <h1 class="home_title">
          Plants will make <img alt="leaf icon" /> your life better
        </h1>
        <p class="home_description">
          Create incredible plant design for your offices or apartments.
          Add freshness to your new ideas.
        </p>
        <a href="#" class="button button--flex">
          Explore <img alt="arrow icon" />
        </a>
      </div>

      <div class="home_social">
        <span class="home_social-follow">Follow us</span>

        <div class="home_social-links">
          <a href="https://www.facebook.com/" target="_blank" class="home_social-link">
            <img alt="facebook icon" />
          </a>
          <a href="https://www.instagram.com/" target="_blank" class="home_social-link">
            <img alt="instagram icon" />
          </a>
          <a href="https://twitter.com/" target="_blank" class="home_social-link">
            <img alt="twitter icon" />
          </a>
        </div>
      </div>
    </div>
  </section>

  <!--===== ABOUT =====>
  <section class="about section container" id="about">
    <div class="about_container grid">
      

      <div class="about_data">
        <h2 class="section_title about_title">
          Who we really are & <img alt="leaf icon" /> why choose us
        </h2>
        <p class="about_description">
          We have over 4000+ unbiased reviews and our customers
          trust our plant process and delivery service every time
        </p>
      </div>
    </div>
  </section>

```

```

    <p class="about_details-description">
      <input class="ri-checkbox-fill about_details-icon" type="checkbox"/>
      We always deliver on time.
    </p>
    <p class="about_details-description">
      <input class="ri-checkbox-fill about_details-icon" type="checkbox"/>
      We give you guides to protect and care for your plants.
    </p>
    <p class="about_details-description">
      <input class="ri-checkbox-fill about_details-icon" type="checkbox"/>
      We always come over for a check-up after sale.
    </p>
    <p class="about_details-description">
      <input class="ri-checkbox-fill about_details-icon" type="checkbox"/>
      100% money back guaranteed.
    </p>
  </div>

  <a href="#" class="button--link button--flex">
    Shop Now <input class="ri-arrow-right-down-line button_icon" type="checkbox"/>
  </a>
</div>
</section>

<!-- STEPS -->
<section class="steps section container">
  <div class="steps_bg">
    <h2 class="section_title center steps_title">
      Steps to start your plants off right
    </h2>

    <div class="steps_container grid">
      <div class="steps_card">
        <div class="steps_card-number">01</div>
        <h3 class="steps_card-title">Choose Plant</h3>
        <p class="steps_card-description">
          We have several varieties plants you can choose from.
        </p>
      </div>

      <div class="steps_card">
        <div class="steps_card-number">02</div>
        <h3 class="steps_card-title">Place an order</h3>
        <p class="steps_card-description">
          Once your order is set, we move to the next step which is the shipping.
        </p>
      </div>

      <div class="steps_card">
        <div class="steps_card-number">03</div>
        <h3 class="steps_card-title">Get plants delivered</h3>
        <p class="steps_card-description">
          Our delivery process is easy, you receive the plant direct to your door.
        </p>
      </div>
    </div>
  </div>
</section>

```

```

  </div>
</section>

<!-- PRODUCTS -->
<section class="product section container" id="products">
  <h2 class="section_title center">
    Check out our products
  </h2>

  <p class="product_description">
    Here are some selected plants from our showroom, all are in excellent
    shape and has a long life span. Buy and enjoy best quality.
  </p>

  <div class="product_container grid">
    <article class="product_card">
      <div class="product_circle">
        

        <h3 class="product_title">Cacti Plant</h3>
        <span class="product_price">$19.99</span>

        <button class="button--flex product_button">
          <input class="ri-shopping-bag-line" type="checkbox"/>
        </button>
      </article>

    <article class="product_card">
      <div class="product_circle">
        

        <h3 class="product_title">Cactus Plant</h3>
        <span class="product_price">$11.99</span>

        <button class="button--flex product_button">
          <input class="ri-shopping-bag-line" type="checkbox"/>
        </button>
      </article>

    <article class="product_card">
      <div class="product_circle">
        

        <h3 class="product_title">Aloe Vera Plant</h3>
        <span class="product_price">$7.99</span>

        <button class="button--flex product_button">
          <input class="ri-shopping-bag-line" type="checkbox"/>
        </button>
      </article>

    <article class="product_card">
      <div class="product_circle">

```

```


<h3 class="product_title">Succulent Plant</h3>
<span class="product_price">$5.99</span>

<button class="button--flex product_button">
  <i class="ri-shopping-bag-line"></i>
</button>
</article>

<article class="product_card">
  <div class="product_circle"></div>

  
  <h3 class="product_title">Succulent Plant</h3>
  <span class="product_price">$10.99</span>

  <button class="button--flex product_button">
    <i class="ri-shopping-bag-line"></i>
  </button>
</article>

<article class="product_card">
  <div class="product_circle"></div>

  
  <h3 class="product_title">Green Plant</h3>
  <span class="product_price">$8.99</span>

  <button class="button--flex product_button">
    <i class="ri-shopping-bag-line"></i>
  </button>
</article>
</div>
</section>

```

```

<!-- ===== QUESTIONS ===== -->
<section class="questions section" id="faq">
  <h2 class="section_title center questions_title container">
    Some comon questions <i>?</i> were often asked
  </h2>

  <div class="questions_container container grid">
    <div class="questions_group">
      <div class="questions_item">
        <header class="questions_header">
          <i class="ri-add-line questions_icon"></i>
          <h3 class="questions_item-title">
            My flowers are falling off or dying?
          </h3>
        </header>

        <div class="questions_content">
          <p class="questions_description">
            Plants are easy way to add color energy and transform your

```

```

          space but which planet is for you. Choosing the right plant.
        </p>
      </div>
    </div>

    <div class="questions_item">
      <header class="questions_header">
        <i class="ri-add-line questions_icon"></i>
        <h3 class="questions_item-title">
          What causes leaves to become pale?
        </h3>
      </header>

      <div class="questions_content">
        <p class="questions_description">
          Plants are easy way to add color energy and transform your
          space but which planet is for you. Choosing the right plant.
        </p>
      </div>
    </div>

    <div class="questions_item">
      <header class="questions_header">
        <i class="ri-add-line questions_icon"></i>
        <h3 class="questions_item-title">
          What causes brown crispy leaves?
        </h3>
      </header>

      <div class="questions_content">
        <p class="questions_description">
          Plants are easy way to add color energy and transform your
          space but which planet is for you. Choosing the right plant.
        </p>
      </div>
    </div>

    <div class="questions_group">
      <div class="questions_item">
        <header class="questions_header">
          <i class="ri-add-line questions_icon"></i>
          <h3 class="questions_item-title">
            How do i choose a plant?
          </h3>
        </header>

        <div class="questions_content">
          <p class="questions_description">
            Plants are easy way to add color energy and transform your
            space but which planet is for you. Choosing the right plant.
          </p>
        </div>
      </div>
    </div>

    <div class="questions_item">
      <header class="questions_header">

```

```

<img alt="add-line questions icon" data-bbox="128 82 311 96"/>
<h3 class="questions_item-title">
  How do I change the pots?
</h3>
</header>

<div class="questions_content">
  <p class="questions_description">
    Plants are easy way to add color, energy and transform your
    space but which planet is for you. Choosing the right plant.
  </p>
</div>
</div>

<div class="questions_item">
  <header class="questions_header">
    <img alt="add-line questions icon" data-bbox="128 318 311 332"/>
    <h3 class="questions_item-title">
      Why are gnats flying around my plant?
    </h3>
  </header>

  <div class="questions_content">
    <p class="questions_description">
      Plants are easy way to add color, energy and transform your
      space but which planet is for you. Choosing the right plant.
    </p>
  </div>
</div>
</div>
</section>

<!--===== CONTACT =====>
<section class="contact section container" id="contact">
  <div class="contact_container_grid">
    <div class="contact_box">
      <h2 class="section_title">
        Reach out to us today <img alt="arrow icon" data-bbox="198 641 212 655"/> via any of the given <img alt="arrow icon" data-bbox="298 641 312 655"/> information
      </h2>

      <div class="contact_data">
        <div class="contact_information">
          <h3 class="contact_subtitle">call us for instant support</h3>
          <span class="contact_description">
            <img alt="phone-line contact icon" data-bbox="148 741 321 755"/>
            +999 888 777
          </span>
        </div>

        <div class="contact_information">
          <h3 class="contact_subtitle">write us by mail</h3>
          <span class="contact_description">
            <img alt="mail-line contact icon" data-bbox="148 851 321 865"/>
            user@gmail.com
          </span>
        </div>
      </div>
    </div>
  </div>
</section>

```

```

</div>
</div>

<form action="" class="contact_form">
  <div class="contact_inputs">
    <div class="contact_content">
      <input type="email" placeholder=" " class="contact_input">
      <label for="" class="contact_label">Email</label>
    </div>

    <div class="contact_content">
      <input type="text" placeholder=" " class="contact_input">
      <label for="" class="contact_label">Subject</label>
    </div>

    <div class="contact_content contact_area">
      <textarea name="message" placeholder=" "
      class="contact_input"></textarea>
      <label for="" class="contact_label">Message</label>
    </div>
  </div>

  <button class="button button-flex">
    Send Message
    <img alt="arrow-right-up-line button icon" data-bbox="618 431 831 445"/>
  </button>
</form>
</div>
</section>
</main>

<!--===== FOOTER =====>
<footer class="footer section">
  <div class="footer_container container grid">
    <div class="footer_content">
      <a href="#" class="footer_logn">
        <img alt="leaf-line footer_logn-icon" data-bbox="298 611 471 625"/> Plantex
      </a>

      <h3 class="footer_title">
        Subscribe to our newsletter <img alt="arrow icon" data-bbox="718 671 732 685"/> to stay update
      </h3>

      <div class="footer_subscribe">
        <input type="email" placeholder="enter your email" class="footer_input">

        <button class="button button-flex footer_button">
          Subscribe
          <img alt="arrow-right-up-line button icon" data-bbox="618 781 831 795"/>
        </button>
      </div>
    </div>
  </div>

  <div class="footer_content">
    <h3 class="footer_title">Our Address</h3>

    <div class="footer_data">

```

## WEBSITE VIEW:



# Plants will make your life better

Create incredible plant design for your offices or apartments. Add freshness to your new ideas.

Explore →



Follow Us |



## Who we really are & why choose us

We have over 4000+ unbiased reviews and our customers trust our plant process and delivery service every time

- We always deliver on time.
- We give you guides to protect and care for your plants.
- We always come over for a check-up after sale.
- 100% money back guaranteed.

Shop Now →



## **Chapter : Conclusion**

### **5.1 CONCLUSION :**

The objective of this internship is to deliver a comprehensive understanding of website development in web development. A poorly planned website can lead to a negative experience for visitors, which in turn can impact business negatively. Generally, an effective page layout should satisfy key elements such as color contrast, content organization, font selection, page style, size, layout, and consistency. To design a well-suited page for a specific audience, designers must analyze user insights and client backgrounds. While it's challenging to create a design that suits every user, there's typically a design that appeals to the majority. A well-designed page tends to attract more visitors, resulting in increased visibility and potentially boosting business opportunities.

## **BIBLIOGRAPHY:**

Livia Sangeorzan, G.-A. S. (2016, October). *WEB DEVELOPMENT TECHNIQUES FOR APPLICATIONS AND WEBSITES*. Retrieved from Research Gate:  
[https://www.researchgate.net/publication/325819459\\_WEB\\_DEVELOPMENT\\_TECHNIQUES\\_FOR\\_APPLICATIONS\\_AND\\_WEBSITES](https://www.researchgate.net/publication/325819459_WEB_DEVELOPMENT_TECHNIQUES_FOR_APPLICATIONS_AND_WEBSITES)

*HTML Basic Examples*. (n.d.). Retrieved from W3Schools :  
[https://www.w3schools.com/html/html\\_basic.asp/](https://www.w3schools.com/html/html_basic.asp/)

*JavaScript Basics - Learn Web Development*. (n.d.). Retrieved from MDN Web Docs:  
[https://developer.mozilla.org/en-US/docs/Learn/Getting\\_started\\_with\\_the\\_web/JavaScript\\_basics](https://developer.mozilla.org/en-US/docs/Learn/Getting_started_with_the_web/JavaScript_basics)

*What are the best Browsers for Web Development?* (2023). Retrieved from geeksforgeeks:  
<https://www.geeksforgeeks.org/what-are-the-best-browsers-for-web-development/>

*Emerald pharma Private Limited*. (2024). Retrieved from Emerald pharma Private Limited:  
<https://emeraldpharma.co.in/>

# TURNITIN PLAGIARISM REPORT

Similarity Report

PAPER NAME

**reportrahul.pdf**

WORD COUNT

**2164 Words**

CHARACTER COUNT

**12335 Characters**

PAGE COUNT

**21 Pages**

FILE SIZE

**1.7MB**

SUBMISSION DATE

**May 20, 2024 12:20 PM GMT+5:30**

REPORT DATE

**May 20, 2024 12:20 PM GMT+5:30**

● **12% Overall Similarity**

The combined total of all matches, including overlapping sources, for each database.

- 1% Internet database
- 0% Publications database
- Crossref database
- Crossref Posted Content database
- 11% Submitted Works database

● **Excluded from Similarity Report**

- Bibliographic material

## **Learning Outcomes**

An internship in web development that involves creating a user friendly healthcare solution website can yield comprehensive learning outcomes. Throughout the internship, Interns can expect to enhance their technical skills significantly by gaining proficiency in various programming languages (such as HTML, CSS, JavaScript) and frameworks/libraries. They will also develop a deep understanding of web development principles, including responsive design, accessibility, and user experience optimization.

Beyond technical abilities, interns develop problem-solving skills by troubleshooting code and finding solutions to complex challenges. Additionally, they gain valuable experience in project management, learning to prioritize tasks, meet deadlines, and collaborate effectively with team members. Moreover, interns will sharpen their problem-solving abilities through the process of designing, developing, and debugging a complete website.

In addition to technical and project management skills, Soft skills such as communication, teamwork, adaptability, and time management are also honed throughout the internship and interns will gain valuable experience in user testing and feedback incorporation, ensuring the website meets user needs and expectations.

Furthermore, an internship focused on developing a holistic website provides a well-rounded learning experience that prepares interns for a successful career in web development and helping them stand out in the competitive job market.

**Daily Diary**

| 1: Monthly Overview of Internship Activities |            |                                      |
|--|------------|--------------------------------------|
|  | Date       | Name of the topic / module completed |
| 1 <sup>st</sup><br>Month                     | 11/01/2023 | Introduction to Company              |
|  | 12/01/2023 | Introduction to web design           |
|  | 16/01/2023 | Introduction to web development      |
|  | 23/01/2023 | Introduction to html                 |
|  | 2/01/2023  | Introduction to CSS                  |
|  |            |                                      |

| 2: Monthly Overview of Internship Activities |            |                                      |
|--|------------|--------------------------------------|
|  | Date       | Name of the topic / module completed |
| 2 <sup>nd</sup><br>Month                     | 13/02/2023 | CSS Syntax                           |
|  | 17/02/2023 | Selector in CSS                      |
|  | 27/02/2023 | External Style Sheet                 |
|  | 02/03/2023 | Inline Style                         |
|  | 06/03/2023 | Introduction to Webpage              |
|  | 10/03/2023 | Intro to Bootstrap                   |
|  |            |                                      |

### 3: Monthly Overview of Internship Activities

| <b>3<sup>rd</sup> Month</b> | <b>Date</b> | <b>Name of the topic / module completed</b> |
|-----------------------------|-------------|---|
|                             | 13/03/2023  | Designing of webpage                        |
|                             | 20/03/2023  | Create Design Using Whimsical               |
|                             | 28/03/2023  | Interactive Elements Designing              |
|                             | 03/04/2023  | Future Outlook of Website                   |
|                             |             |   |

### 4: Monthly Overview of Internship Activities

| <b>4<sup>th</sup> Month</b> | <b>Date</b> | <b>Name of the topic / module completed</b> |
|-----------------------------|-------------|---|
|                             | 10/04/2023  | Start Code in html                          |
|                             | 13/04/2023  | Create index.html file                      |
|                             | 17/04/2023  | Create coming.html file                     |
|                             | 24/04/2023  | Create index.css                            |
|                             | 28/04/2023  | Create login.html file                      |
|                             | 04/04/2023  | Debugging Error                             |
|                             |             |   |


**MPRs****MPR-1**

MADHAV INSTITUTE OF TECHNOLOGY &amp; SCIENCE, GWALIOR

(A Self-Aided UGC Autonomous Institute Affiliated to RGPV Bhopal)

NAAC Accredited with 'A++' Grade

**FORTNIGHTLY PROGRESS REPORT (FPR) FROM INDUSTRY/COMPANY MENTOR**


|  |   |                |                          |           |           |
|--|---|----------------|--------------------------|-----------|-----------|
| Name of Student                                | Rahul Vyas  | Enrollment No. | 0901MC201050             |           |           |
| Department                                     | Mathematics & Computing   | Sem.           | 8 (session: Jan-June 24) |           |           |
| Industry/Organization                          | Indvibe Infotech pvt ltd.   | Date/Duration  | 01/01/24 - 15/02/24      |           |           |
| Criteria                                       | Peer  | Average        | Good                     | Very Good | Excellent |
| Punctuality/Timely completion of assigned work |   |                |                          | YES       |           |
| Learning capacity/Knowledge up gradation       |   |                |                          |           | YES       |
| Performance/Quality of work                    |   |                |                          |           | YES       |
| Behaviour/Discipline/Team work                 |   |                |                          |           | YES       |
| Sincerity/Hard work                            |   |                |                          | YES       |           |
| Comment on nature of work done/Area/Topic      |   |                |                          |           |           |
| <b>OVERALL GRADE (Any one)</b>                 | <b>POOR/AVERAGE/GOOD/VERY GOOD/EXCELLENT</b>  |                |                          |           |           |
| Name of Industry/Company Mentor                | Mr. Vishal Verma  |                |                          |           |           |
| Signature of Industry/Company Mentor           |  |                |                          |           |           |


|                |          |                        |                   |      |   |
|----------------|----------|------------------------|-------------------|------|---|
| Receiving Date | 19/02/24 | Name of Faculty Mentor | Dr. Vikash Shinde | Sign |  |
|----------------|----------|------------------------|-------------------|------|---|

# MPR-2

MADHAV INSTITUTE OF TECHNOLOGY & SCIENCE, GWALIOR  
 (A Govt. Aided UOI) Autonomous Institute Affiliated to P.U.E. Bhopal  
 UACCI Accredited with A+ Grade


## MONTHLY PROGRESS REPORT (EMP. FROM INDUSTRY/COMPANY MENTOR)


|  |  |         |               |                          |           |
|--|--|---------|---------------|--------------------------|-----------|
| Name of Student                                | Rahul Vyas   |         | Enrollment No | 0901MC201050             |           |
| Department                                     | Mathematics & Computing  |         | Sem.          | 8 (session: Jan-June 24) |           |
| Industry/Organization                          | Indvibe Infotech Pvt Ltd.  |         | Date/Duration | 16/02/24 - 15/03/24      |           |
| Criteria                                       | Peer   | Average | Good          | Very Good                | Excellent |
| Punctuality/Timely completion of assigned work |  |         |               | YES                      |           |
| Learning capacity/Knowledge up gradation       |  |         |               |                          | YES       |
| Performance/Quality of work                    |  |         |               |                          | YES       |
| Behaviour/Discipline/Team work                 |  |         |               |                          | YES       |
| Sincerity/Hard work                            |  |         |               | YES                      |           |
| Comment on nature of work done/Area/Topic      |  |         |               |                          |           |
| <b>OVERALL GRADE (Any one)</b>                 | <b>POOR/AVERAGE/GOOD/VERY GOOD/EXCELLENT</b>   |         |               |                          |           |
| Name of Industry/Company Mentor                | Mr. Vishal Verma   |         |               |                          |           |
| Signature of Industry/Company Mentor           |  |         |               |                          |           |

|                |          |                        |                   |      |   |
|----------------|----------|------------------------|-------------------|------|---|
| Receiving Date | 17/03/24 | Name of Faculty Mentor | Dr. Vikash Shinde | Sign |  |
|----------------|----------|------------------------|-------------------|------|---|

MADHAV INSTITUTE OF TECHNOLOGY & SCIENCE, GWALIOR  
 A Cost Aided Higher Technical Institute affiliated to BOPW, Bhopal  
 UGC Approved with 100% A Grade

**FOURMONTHLY PROGRESS REPORT (FPR) FROM INDUSTRY/COMPANY MENTOR**


|  |   |               |                          |           |           |
|--|---|---------------|--------------------------|-----------|-----------|
| Name of Student                                | Rehul Vyas  | Enrollment No | 0901MC201050             |           |           |
| Department                                     | Mathematics & Computing   | Sem           | 8 (session: Jan-June 24) |           |           |
| Industry/Organization                          | Indybe Infotech Pvt Ltd   | Date/Duration | 16/03/24 - 15/04/24      |           |           |
| Criteria                                       | Peer  | Average       | Good                     | Very Good | Excellent |
| Punctuality/Timely completion of assigned work |   |               |                          | YES       |           |
| Learning capacity/Knowledge up gradation       |   |               |                          |           | YES       |
| Performance/Quality of work                    |   |               |                          |           | YES       |
| Behaviour/Discipline/Team work                 |   |               |                          |           | YES       |
| Sincerity/Hard work                            |   |               |                          | YES       |           |
| Comment on nature of work done/Area/Topic      |   |               |                          |           |           |
| OVERALL GRADE (Any one)                        | POOR/AVERAGE/GOOD/VERY GOOD/EXCELLENT   |               |                          |           |           |
| Name of Industry/Company Mentor                | Mr. Vishal Verma  |               |                          |           |           |
| Signature of Industry/Company Mentor           |  |               |                          |           |           |


|                |          |                        |                   |      |   |
|----------------|----------|------------------------|-------------------|------|---|
| Receiving Date | 15/04/24 | Name of Faculty Mentor | Dr. Vibash Shinde | Sign |  |
|----------------|----------|------------------------|-------------------|------|---|

**MPR-4**

MADHAV INSTITUTE OF TECHNOLOGY & SCIENCE, GWALIOR  
 (A Govt. Aided UGC Autonomous Institute Affiliated to RGPV Bhopal)  
 NAAC Accredited with A++ Grade

**FOUR MONTHLY PROGRESS REPORT (FPM) FROM INDUSTRY/COMPANY MENTOR**

|  |   |         |                |                          |           |
|--|---|---------|----------------|--------------------------|-----------|
| Name of Student                                | Rehul Vyas  |         | Enrollment No. | 0901MC201050             |           |
| Department                                     | Mathematics & Computing   |         | Sem.           | 8 (session: Jan-June 24) |           |
| Industry/Organization                          | Indybe Infotech Pvt. Ltd.   |         | Date/Duration  | 16/04/24 - 15/05/24      |           |
| Criteria                                       | Poor  | Average | Good           | Very Good                | Excellent |
| Punctuality/Timely completion of assigned work |   |         |                | YES                      |           |
| Learning capacity/Knowledge up gradation       |   |         |                |                          | YES       |
| Performance/Quality of work                    |   |         |                |                          | YES       |
| Behaviour/Discipline/Team work                 |   |         |                |                          | YES       |
| Sincerity/Hard work                            |   |         |                | YES                      |           |
| Comment on nature of work done/Area/Topic      |   |         |                |                          |           |
| OVERALL GRADE (Any one)                        | POOR/AVERAGE/GOOD/VERY GOOD/EXCELLENT   |         |                |                          |           |
| Name of Industry/Company Mentor                | Mr. Vishal Verma  |         |                |                          |           |
| Signature of Industry/Company Mentor           |  |         |                |                          |           |

|                |          |                        |                   |      |  |
|----------------|----------|------------------------|-------------------|------|--|
| Receiving Date | 14/05/24 | Name of Faculty Mentor | Dr. Vibash Shinde | Sign |  |
|----------------|----------|------------------------|-------------------|------|--|

Offer Later:



# IndVibe Infotech Pvt Ltd

iso 9001:2015 certified company


## INTERNSHIP SELECTION LETTER

Date 01-January, 2024

This is to certify that **Mr. Rahul Vyas** is a student of B.tech specialization in Mathematics and Computing from Madhav Institute of Technology and Science, Gwalior(M.P.) has been provisionally selected for the 04 months (01-january,2024 to 01-may,2024) Internship Programme in **Web Designing Frontend Development**, at IndVibe InfoTech Pvt Ltd.

Wishing you a great future in the IT Industry and looking forward to seeing you at IndVibe InfoTech Pvt Ltd.

Warm Regards



302 B, 3rd Floor Rajat Complex, 18 Kibey Compound Near Madhumilan Square, Indore  
indvibeinfotech@gmail.com  
Mob. : 9098884202, 9926651477, 9993988368