

Madhav Institute of Technology and Science, Gwalior

(A Govt. Aided UGC Autonomous & NAAC Accredited Institute Affiliated to RGPV, Bhopal)

DEPARTMENT OF IT



Minor Project Report

On

Online - Banking System

SUBMITTED TO:

Prof. VIKAS SEJWAR

Prof. YOGESHWAR SINGH

SUBMITTED BY:

Adarsh Urmaliya

0901IT191004

Vishal Gunawad

0901IT191066


CERTIFICATE

This is to certify that Adarsh Urmaliya and Vishal Gunawad minor project, " Online - Banking System" is a genuine record of a project completed under our supervision and guidance in partial fulfilment of the requirements for the award of a Bachelor of Technology in Information Technology in the Department of Information Technology, Madhav Institute of Technology and Science, Gwalior.



(Prof. Vikas Sejwar)

Mentor



(Prof. YOGESHWAR SINGH)

Mentor

Acknowledgements

I would like to express my deepest appreciation to all those who provided me the possibility and played crucial role in completing this project. And provides best guidance and keep me motivated and invest their full effort in helping us. A special gratitude I give to our minor project supervisor Prof. VIKAS SEJWAR ,Prof. YOGESHWAR SINGH, whose contribution in stimulating suggestions and encouragement, helped us to coordinate in our project.

Adarsh Urmaliya
Vishal gunawad

CONTENTS

- 1.INTRODUCTION [5]**
- 2.NEED OF APP [5]**
- 3. OBJECTIVE [6]**
- 4. PROBLEM IDENTIFICATION [6]**
- 5.HARDWARE AND SOFTWARE REQUIREMENT[6]**
- 6. METHODOLOGY[7]**
- 7. WHAT IS Banking-System [8]**

INTRODUCTION

ONLINE - BANKING SYSTEM is aimed at developing an application for which could stimulate the process of working of Banking App both in the form of website and android App. This system is an online system that can be used by anyone to know how data, could be generated and stored in form of Database, how websites are made responsive for accessing the various click events,

Banking App contains All the features and options as provided by real banking app. As user Enters its login credentials, they are sent to the home Page of banking app. Where they are provided various options to choose among them.

In Banking Webpage, it is tried to give that exact feel of a commercial Banking website, using various components of web development. It also has a special feature of administrative access. It could also be managed by an administrator. The user will login to this website. Based on that user we will enter that user to the website, show its data, user account. Search that user's previous transaction in form a list View. Bank users who have their username there already could access it otherwise they must have administrative access.

NEED OF APP

This app is first of its type and is designed for fulfilling the requirement of a Commercial Banking Service. By supplying reliable services and features according to the need of user.

OBJECTIVE

Making Banking Facilities accessible to the common people remotely.

PROBLEM IDENTIFICATION

As a user faces problem to visit bank for any single work they have to visit bank to avail any service which result in high crowd in banks which makes it difficult for both customers and for the bank management to control, now after this one could easily access all the Services and features at their own pace in getting a good and reliable user satisfaction. Through this app if user wants to update any of its documents, they could also fix a time in the bank, which increases value of their time. Also, during this Corona epidemic gathering of large number of people could also cause disease spread, thus this combination of app and website could help in breaking the chain of corona spread.

HARDWARE AND SOFTWARE REQUIREMENT

HARDWARE

For Windows:

- *64-bit Microsoft® Windows® 8/10*
- *x86_64 CPU architecture; 2nd generation Intel Core or newer, or AMD CPU with support for a Windows Hypervisor*
- *8 GB RAM or more*
- *8 GB of available disk space minimum (IDE + Android SDK + Android Emulator)*
- *1280 x 800 minimum screen resolution*

SOFTWARE

- *Front end : XML Script*
- *Back end : JAVA*
- *Android Studio is used to compile the android package file.*

METHODOLOGY

I) Online-Banking Android App

Front end:

We have used XML codes for user interface and for the integration of different android package file Layouts.

Back End:

We have used JAVA for our backend programming. And Sql for database, to save some of the data into local disk we have used Room.

Module Description:

- 1.LoginPage
- 2.Home Page
- 3.Different Features Page
4. Menu layout.

ii) Online-Banking Website

Front end: We have used HTM , CSS , JAVASCRIPT

Back End: We have used NODE module { express , path , express-session , uuid}
and a database for user verification

Module Description:

1. Login page
2. HOME page
3. Account statement
4. Account summary

5. transfer money
6. Recharge/pay bills
7. E-statement
8. About page

WHAT IS Banking-System?

Banking System comprises of two projects of two different domains:

- Online-Banking Website
- Online-Banking Android App

Online – Banking Website

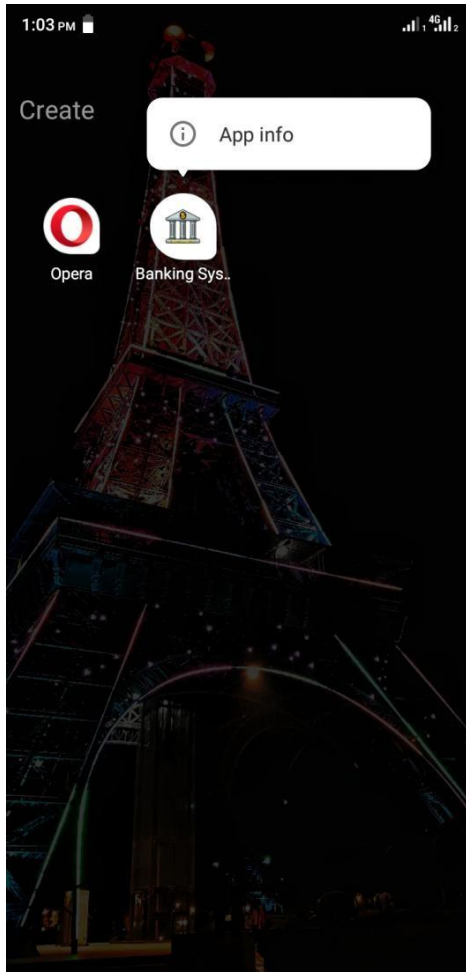
- This project is a collection of different webpages.
- It can contain many webpages with different any type of **files** (HTML, CSS, JavaScript, Documents, Data, Images).
-
-
-

Online – Banking Android App

- This project is made keeping in mind the needs of an android user.
- It has a login Page at first.
- After One has logged in they are taken to the home page.
- In Home Page many options are available out of which whichever they want to use could use.

1. Online- Banking Android App

APPLICATION ICON



The application named as **Banking System** is our Online-Banking System Android App.

First PAGE

LOGIN PAGE



Hindustan Overseas Bank



your own Bank



Hindustan Overseas Bank

LOG IN

HOB

LINKING OF PAN WITH AADHAAR IS MANDATORY.

If not linked, PAN will be rendered inoperative/invalid and cannot be quoted for conducting specified transactions.

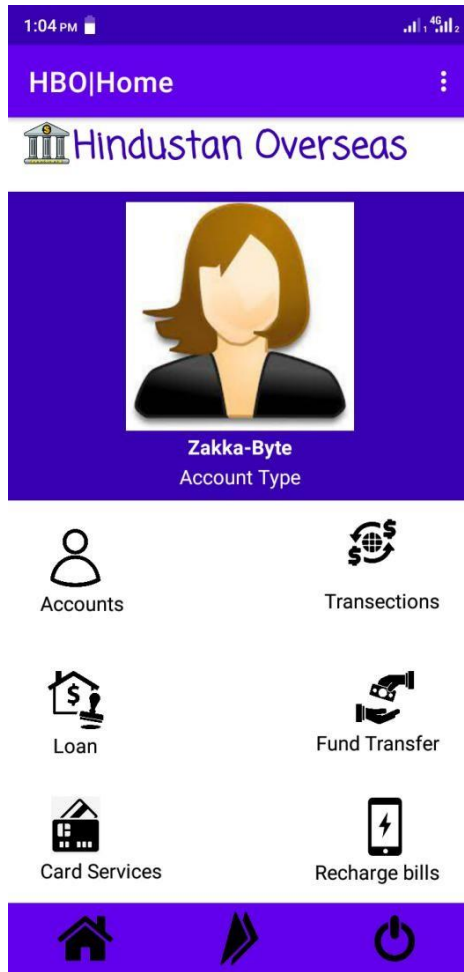
Link your PAN with AADHAAR

Go to www.incometax.gov.in and click on the 'Link Aadhaar' tile.

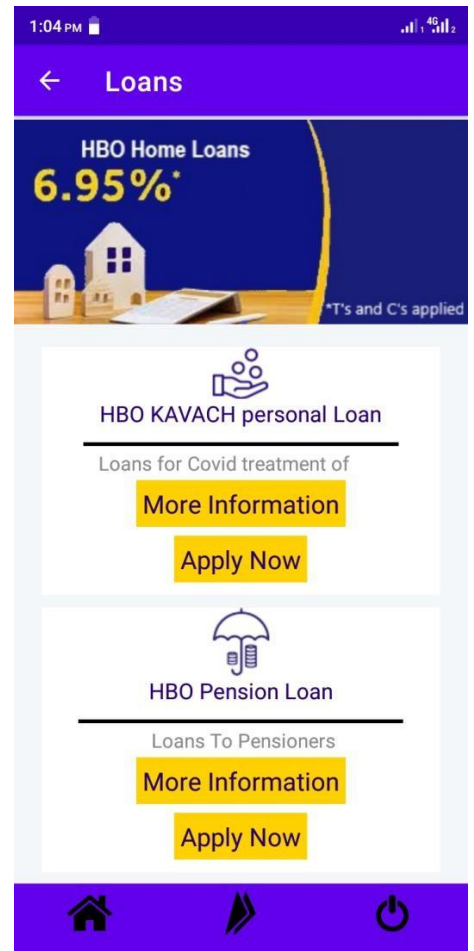
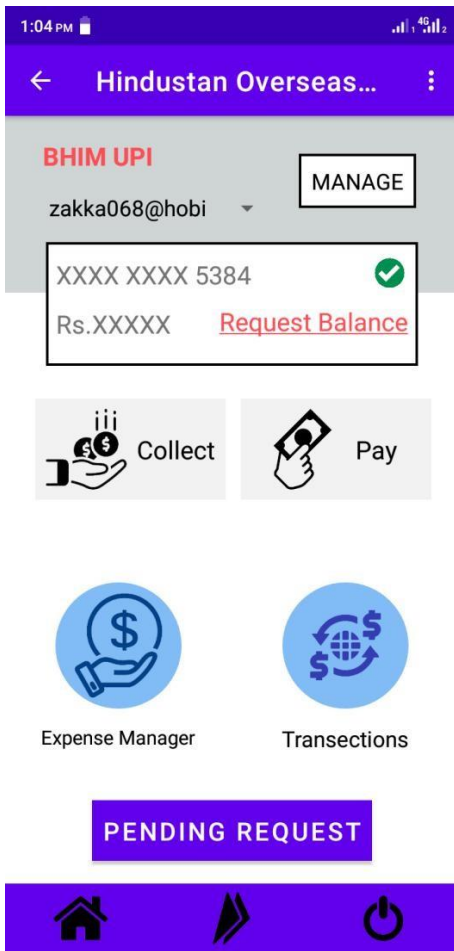
The last date is 31st March, 2022.
Link it soon to avoid any inconvenience.

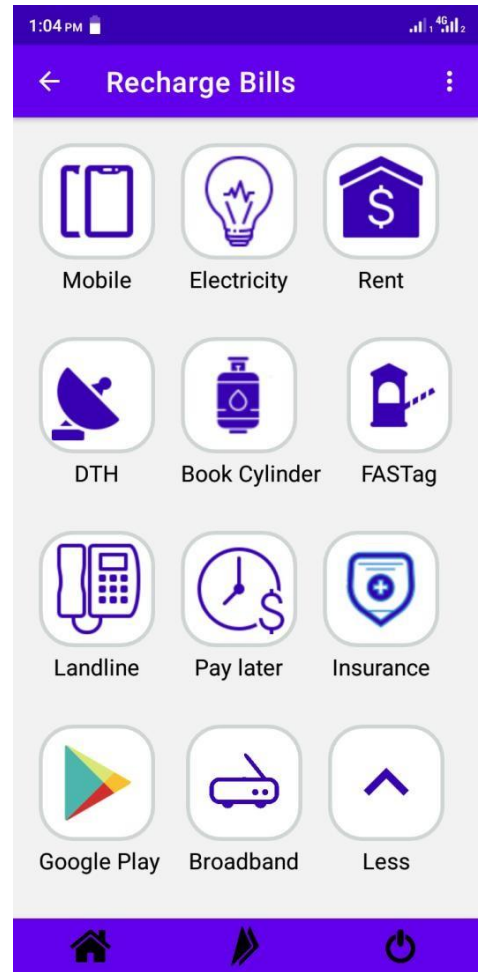
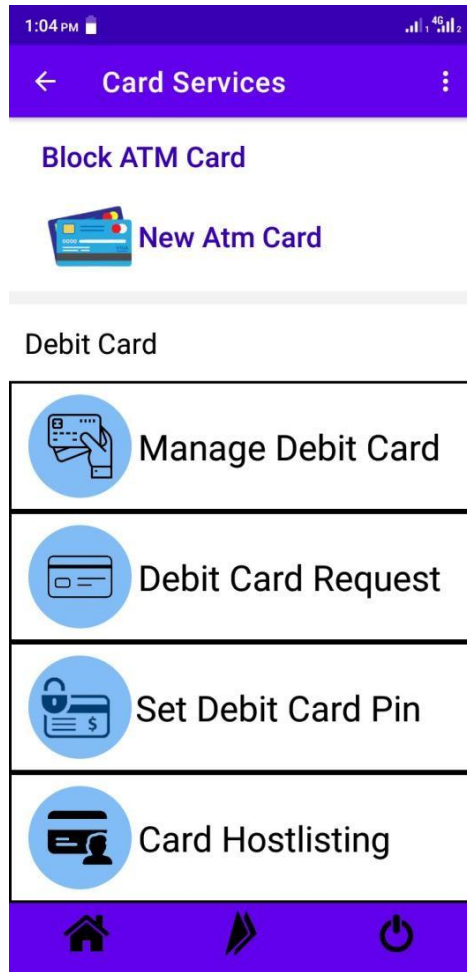
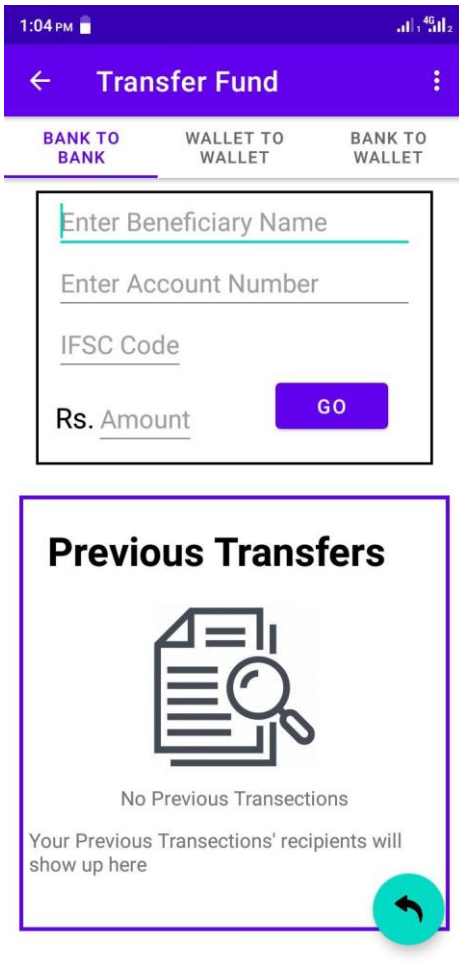


HOME PAGE




Different PAGES





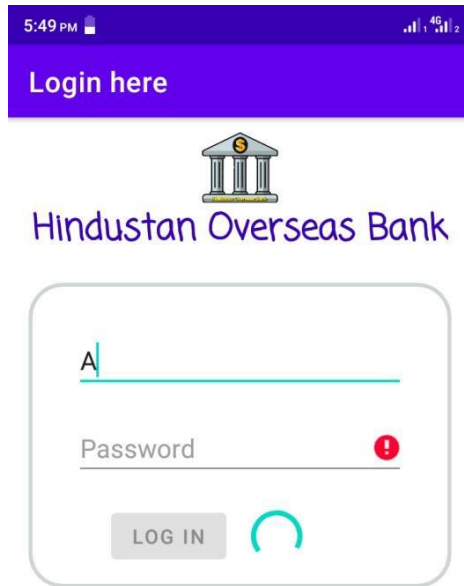
BHIM UPI SCANNER



Above are Some pages our Android app.

The Three dots at upper right Corner is for the menu options. In Bottom Navigation Bar we have three section first with Home icon, when touched navigate to home page when clicked while being on any page, Second icon is for scanning of QR code so as to make payment, through scanning of that code.

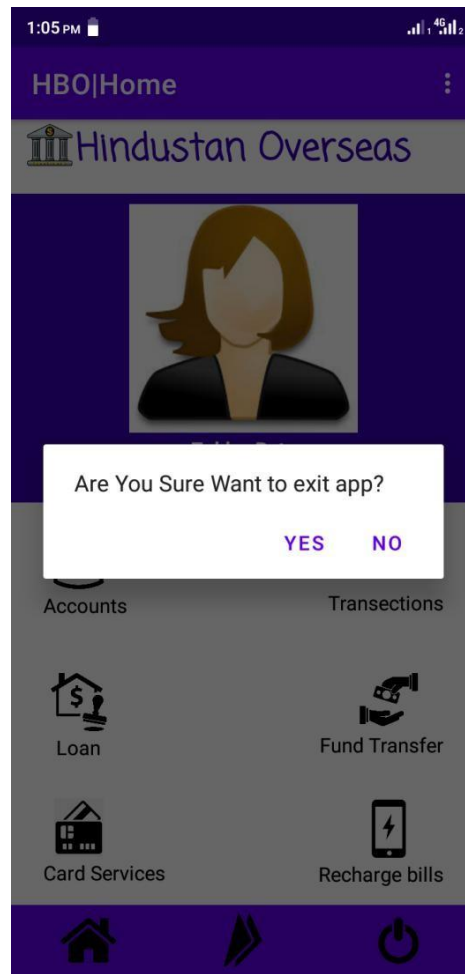
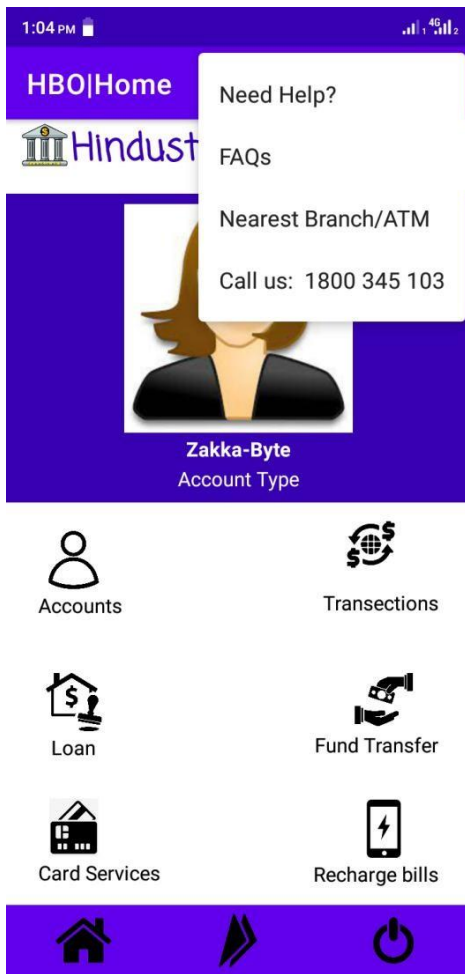
The LOGIN page contains user name and password system with intelligent password incorrect or invalid typing detection, inbuilt in it. With **PROGRESS BAR** indicate that the process of user logging has started,in order to get user logged in we have used HashMap of java in which when user types its name program searches for that name as the id in the HashMap then when password is typed value of that is matched with that of hashvalue. When Matched it let them login, otherwise closes the app send user out of banking App.



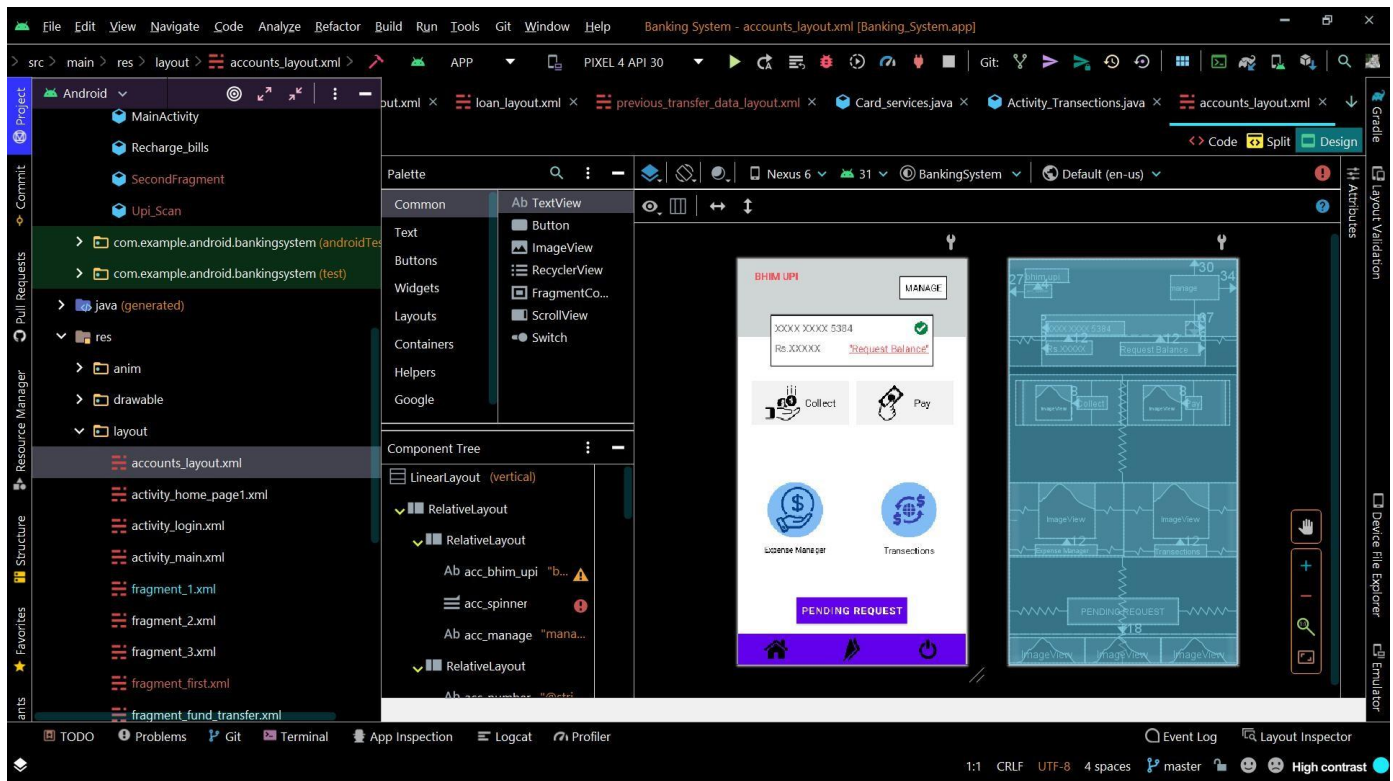
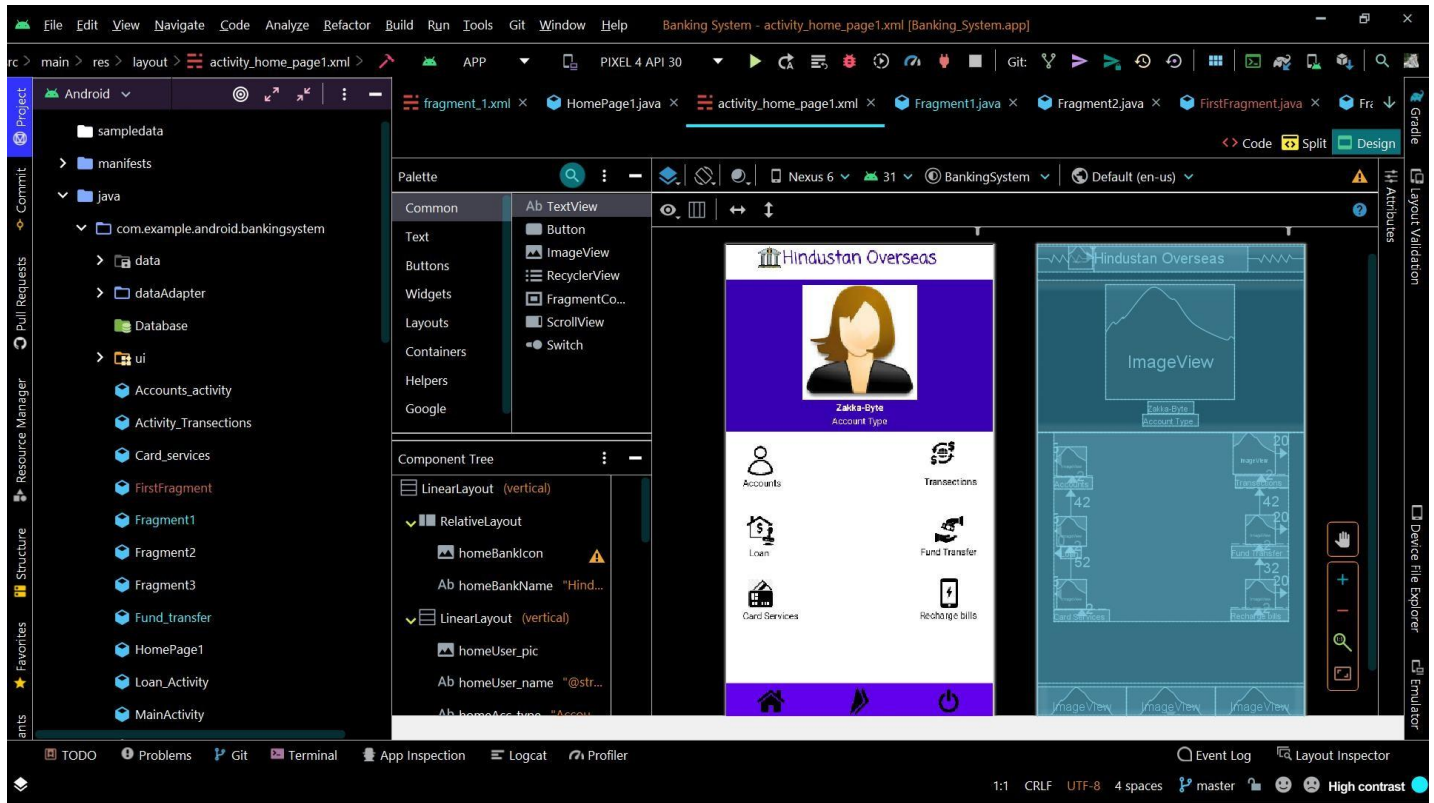
This bar on lower right corner shows that logging is being in process.

Menu Item List

Logging Out Confirmation Box



The Menu option has different Options which when selected causes different Actions Accordingly. When One have to quit the app a confirmation Dialog Box Appears so as to confirm whether they are sure to log out.



2. ONLINE – BANKING WEBSITE

Home About Contact

Welcome

Enter your Username

Enter your Password

Remember me

LOGIN

[Don't have an account?](#)

[Forgot password?](#)

Minor project
project name - banking system
creator - vishal gunawad & adarsh urmaliya

Home About Contact **login**

QUICK LINKS

- [profile](#)
- [Account statement](#)
- [Account summary](#)
- [transfer money](#)
- [Recharge /pay Bills](#)
- [e-statement](#)

MY PROFILE

Details as per Bank Record's

First Name	
Last Name	
Address	
City	
State	
ZIP	
Country	
Date Of Birth	
Pan Number	
AADHAAR Number	
Email ID	
Mobile Number	

Account statement

127.0.0.1:5500/Account-statement.html

HINDUSTAN BANK

Home About Contact Logout

QUICK LINKS

- profile
- Account statement
- Account summary
- transfer money
- Recharge / pay Bills
- e-statement

Transaction account			
Account No.	Branch	Available Balance	Transaction
		check balance	click here for last 10 transaction

Deposit account			
Account No.	Branch	Available Balance	Transaction
		check balance	click here for last 10 transaction

Loan account			
Account No.	Branch	Available Balance	Transaction
		check balance	click here for last 10 transaction

Minor project
 project name : banking-system
 creator : vishal gunawad & adarsh urchalya

Account summary

127.0.0.1:5500/Account-summary.html

HINDUSTAN BANK

Home About Contact Logout

QUICK LINKS

- profile
- Account statement
- Account summary
- transfer money
- Recharge / pay Bills
- e-statement

WELCOME :-

Account No :-	Account No :-	Account No :-
Branch :-	Branch :-	Branch :-
Available Balance :-	Available Balance :-	Available Balance :-
Transactions :- click hear for last 10 transactions	Transactions :- click hear for last 10 transactions	Transactions :- click hear for last 10 transactions

Minor project
 project name : banking-system
 creator : vishal gunawad & adarsh urchalya

Windows taskbar showing system tray icons and the time 9:59 AM 12/3/2021.

trasfer x +


127.0.0.1:5500/trasfer.html

HINDUSTAN BANK Home About Contact [login](#)

QUICK LINKS

- [profile](#)
- [Account statement](#)
- [Account summary](#)
- [transfer money](#)
- [Recharge /pay Bills](#)
- [e-statement](#)

TO MOBILE NUMBER

enter mobile No. 

Enter receivers MOBILE NO.


Enter Amount

from saving account

I'm not robot

[Send Money](#)

To Bank / UPI ID

enter bank detail 

Enter receivers bank acc. No.

Enter Amount

from saving account

I'm not robot

[Send Money](#)

127.0.0.1:5500/trasfer.html

Minor project
project name - banking system
creator - vishal gunaward & adarsh uraliya

9:59 AM
12/3/2021

recharge

127.0.0.1:5500/recharge.html

HINDUSTAN BANK

Home About Contact logout

QUICK LINKS

- profile
- Account statement
- Account summary
- transfer money
- Recharge /pay Bills
- e-statement

Mobile Recharge DTH Electricity Broadband Piped Gas

enter mobile no. select operator jio enter amount Submit

Minor project
 project name - banking system
 creator - vishal gunawad & adarsh urmallya

Website Templates created with Website Builder Software.

127.0.0.1:5500/recharge.html

about

127.0.0.1:5500/about.html

HINDUSTAN BANK

Home About Contact logout

ABOUT US

We are the largest bank in INDIA HAVING 30K BRANCES in all over india

Pharetra magna ac placerat vestibulum lectus mauris ultrices. Ut pharetra sit amet aliquam id diam maecenas ultrices mi. Solicitudin ac arcu phasellus agestas tellus rutrum. Venenatis cras sed felis eget. Amat risus nullam eget felis eget nunc. Locus vestibulum sed arcu non odio euismod. Consectetur adipiscing elit dui crasitque. Pharetra magna ac placerat vestibulum lectus mauris ultrices. Ut pharetra sit amet aliquam id diam maecenas ultrices mi. Solicitudin ac arcu phasellus agestas tellus rutrum. Venenatis cras sed felis eget. Amat risus nullam eget felis eget nunc. Locus vestibulum sed arcu non odio euismod. Consectetur adipiscing elit dui crasitque.

OUR SOCIAL HANDELS FOR MORE INFORMATION LISTED BELOW

f t i

Minor project
 project name - banking system
 creator - vishal gunawad & adarsh urmallya

Website Templates created with Website Builder Software.

127.0.0.1:5500/about.html

