

**MADHAV INSTITUTE OF TECHNOLOGY AND  
SCIENCE, GWALIOR (M.P.)**

**(A Govt. Aided UGC Autonomous & NAAC Accredited  
Institution Under RGPV, Bhopal)**



Project Report  
on

**AAROHANAM- NGO  
“Empowering The Underprivileged”**

**Submitted to:** Prof. Vikas Sejwar  
Dr. Yogeshwar Singh

**Submitted by:** Harshita Vishwakarma (0901I191026)  
Anisha Badonia (0901IT191011)


## CERTIFICATE

This is to certify that Harshita Vishwakarma and Anisha Banodia minor project, "AAROHANAM NGO" is a genuine record of a project completed under our supervision and guidance in partial fulfilment of the requirements for the award of a Bachelor of Technology in Information Technology in the Department of Information Technology, Madhav Institute of Technology and Science, Gwalior.



**(Prof. Vikas Sejwar)**

Mentor



**(Prof. YOGESHWAR SINGH)**

Mentor

## **ACKNOWLEDGEMENT**

We would like to express our sincere gratitude to Prof. Mr. Vikas Sejwar, Department of Information Technology and Madhav Institute of Technology and Science, whose role as project guide was invaluable for the project.

We are extremely thankful for the keen interest he took in advising us, for the books and reference materials provided for the moral support extended to us.

I am also indebted to our Head of the Department (IT), Dr. Abhilash Sonkar for his help and inspiration.

Harshita\_V\_0931197050

## **ABSTRACT**

The main motivation of undertaking this project was to provide the detailed and comprehensive study and scenario about the NGO's as a program and its digitization after covid-19.

There is a need to optimize these processes and resources in-order to streamline the working of NGO workers and take away their burden of donation drives, registrations, feedback collection, social media upgradation and awaking people about the current growth.

This proposed work uses website-based user interface "AAROHANAM" for donation drives, registrations, feedback collection, social media upgradation etc.

This project provides the opportunity to know the perspective of people especially students in the contribution of nation building as a whole.

AAROHANAM NGO website is also great for improving communications and spreading your reach beyond local advocates, mainly concerned about arranging donation and distribution drives online, which can be made operational in various parts of city.

This serves as a very handy and feasible resource for doctors as well as patients as it provides ease of accessing and updating information.

## **Table of contents**

### **0. ABSTRACT**

### **1. INTRODUCTION**

#### 1.1 PROJECT AIMS AND OBJECTIVES

### **2. SYSTEM ANALYSIS**

#### 2.1 SYSTEM OBJECTIVES

#### 2.2 SYSTEM ARCHITECTURE

### **3. SYSTEM SPECIFICATION**

#### 3.1 HARDWARE SPECIFICATION

#### 3.2 SOFTWARE SPECIFICATION

### **4. SOFTWARE ARCHITECTURE**

#### 4.1 ARCHITECTURE OVERVIEW

#### 4.2 SOFTWARE PROCESS MODEL

#### 4.3 PROCESS MODULES

### **5. SYSTEM DESIGN DETAIL**

#### 5.1 GUI MODULE NAME AND DESCRIPTION

#### 5.2 FLOW DIAGRAM

### **6. TESTING**

#### 6.1 TESTING OBJECTIVES

#### 6.2 INTEGRATION TESTING

#### 6.3 SYSTEM TESTING

### **7. SYSTEM IMPLEMENTATION AND MAINTENANCE**

### **8. OUTPUT**

#### **8.1 SNAPSHOT**

### **9. CONCLUSION**

### **10. FUTURE WORKS**



The **AAROHANAM** Foundation is a **non-profit organization** with a mission to provide children from low-income communities with a high-quality education, enabling them to maximize their potential and transform their lives.

AAROHANAM works in the field of education, women empowerment, initiating school, helping beggars reform through The School Project, and providing a supplemental education through the AAROHANAM centers.

Currently, AAROHANAM reaches out to over 4600 children through two models: the after-school or center model and the School Project.

AAROHANAM has 15 centers and 15 schools in Delhi and Gwalior.

The School Project is a venture to open high-quality schools serving children from low-income communities in Gwalior. These schools are in partnership with local municipalities, with the vision of creating small clusters of model schools in these cities that can be used to impact the mainstream education system.

Through the centers, a commitment is made to support each child by providing a strong educational foundation, good time, self-esteem and values, and to help them plan how they can earn a steady livelihood as a step towards improving their standard of living.

## **KEY ELEMENTS USED**

### **Donation Form.**

Built-in donation forms are proven to drive more donations than externally linking forms. Make sure your CMS comes with an intuitive form builder and payment integration for collecting donations online.

### **Private Pages.**

Members-only areas serve as a great incentive for joining your organization. Prioritize the member experience by featuring a forum, high-quality resources, and members-only events. Make sure your CMS allows you to manage user permissions so that you can privatize these web pages.

### **Event Registrations.**

Uniting members certainly requires a lot of digital work, but physically bringing everyone together is just as essential. Special events and other togetherness are a great way to accomplish this. Ensure your CMS accepts online registrations and ticket purchases to quicken the process

### **Member Registration.**

Boosting registration numbers is a vital component of your NGO. Feature a registration form that's simple and not overloaded with information. Keep them focused by capturing any essential information and eliminating excess fields. Otherwise, you risk losing prospects' interest.

### **Interactive Member Map.**

An interactive map is a great engagement tool. Sort and categorize members into a member directory and map so that members can easily search for others to connect with. Make sure it's mobile-friendly, too, so that users can access it whenever they need it!

## Chapter 1. Introduction

The project was to raise funds for AAROHAN NGO and to create awareness for the NGO across India. The use of digital marketing was essential to boost the presence of NGO across geographies. AAROHAN is a non-governmental organization registered as a public charitable trust in Gwalior, India.

AAROHAN has facilitated participatory processes that improve the quality of life for the urban and rural poor.

The Project works with the making a centralized record. Unique digital IDs will provide a single source of information for the patients, government and healthcare providers through interoperable records.

Research shows that the adoption of Electronic Records leads to an increase in the quality of care received by the underprivileged while decreasing costs of service.

This project is a website which takes funds, donations drives information in the input by the users as input, processes it-saves the details and then gives a confirmation.

Various program running for children, youth & women.

The funds for the projects are raised from website as mentioned below:

1. Crowd funding platforms
2. AAROHANAM Website(Donation Platform)
3. CSR association with corporate
4. Individual or Corporate Donations

## **Project aims and objectives**

The purpose of the whole project is to streamline the process of donations, fund raising, clothes distribution in NGO through digitization and keeping everything in one place to reduce the burden from Volunteers and convenience of people .

- Work as a catalyst in bringing sustainable change in the lives of underprivileged children, youth and women, with a life-cycle approach of development.
- Enable the civil society across the world to engage proactively in the change process through the philosophy of civic driven change.
- Adopt highest standards of governance to emerge as a leading knowledge and technology driven, innovative and scalable international development organization.

## **Chapter 2. System Analysis**

### **System Objectives**

The main objective of our application is to optimize the repetitive task of the system in order to free NGO workers and volunteers from tasks with the help of Graphical User Interface enabled website.

The application also aims at providing individuals facility to store the records digitally to boost electronic system and records of underprivileged students and workers in various rural parts of Indian Society.

### **System Architecture**

For front end, Foundation framework has been used. Foundation is compatible on multiple browsers and hand held devices.

## **Chapter 3. System Specifications**

### **3.1 Hardware Specification**

Since the hardware's are the important part while developing a web project, its necessary to find hardware requirements.

#### **Processor–**

The minimum level of required processor for this platform is Pentium IV with 800 MHz processing speed. Since the time taken for processing the instruction depends on the processor power, so it is very important to choose the required processor.

#### **RAM–**

For higher speed of the processing, it also depends on the memory. Therefore, for better performance minimum RAM should be 1 MB.

#### **Hard disk–**

In modern days, there is a vast amount of data is generated daily from the internet platforms. So, a good size of hard disk is required for the storage of the processed data

#### **Cache Memory–**

Access time of the operation tasks mainly depends on the cache

memory. Therefore, the recommended cache memory is 1000 KB

### **3.2 Software Specification**

Our system should meet following minimum specifications

OS — Windows 8, 10

We will be using Bootstrap and JavaScript technologies and we also need an application such as excel to produce a structured file. It is necessary to have Atom installed on the system and modules of bootstrap such as webpack and bundlers installed on it.

Harshita\_V\_090711191026

## **Chapter 4. Software Architecture**

### **4.1 Architecture Overview**

This application uses HTML5, CSS3, BOOTSTRAP4, JAVASCRIPT language. Front end is designed in Html5,Css3,Bootstrap4,JavaScript with the help of foundation framework. In foundation we have used different libraries like bundlers, web pack.

### **4.2 Software Process Model**

The Spiral model is used as Software process model. We used this model as it is very flexible. The enhancements will be in the area of security and verification of various systems introduced into the software.

### **4.3 Process Modules**

The functionalities of the system are divided and then assigned to components as described below.

## **Chapter 5: Design Details**

### **a) Processing within module**

We have to develop the user interface for the application through which the user interacts with the application.

### **b) Error Checking**

Errors occurring due to connection problems. Error can also occur if the file does not contain a column named location.

Harshita\_V\_09011191026

## **Chapter 6. Testing**

Testing of program is done to find error in the given program. It is one of the major steps in the software development process. It is the final step in the software development life cycle

### **6.1 Testing Objectives**

Testing of program is done to find error in the given program. It is one of the major steps in the software development process. Various type of testing includes system testing, integration testing, unit testing. Each of the testing process test some specific features of the software.

### **6.2 Integration Testing**

We have multiple modules in the application after combining them we complete testing of the module and do the integration testing. It checks the co-ordination between various modules of the application.

### **6.3 System testing**

System testing is to test the execution of whole software. It answers "Is whole software is running & performing well".

System testing is usually coming with verification and validation.

Verification is the checking of items, including software, for conformance and consistency with the associated specifications. Software testing is just like verification, and also uses the techniques such as reviews, analysis, inspections and walkthroughs.

Validation is the process of checking that what user actually wants.

Validation: Are the job which is being done is right?

Verification: Are we performing the right job?

There are three different types of system testing which are: -

- 1. Logical Testing:** In this type of testing, we check our software with the extreme cases.
- 2. Functional Testing:** - In this testing we check whether the web service application is functional.
- 3. System Testing:** - After the whole application is completed, we input test cases to check whether there isn't any error in application.

## **Chapter 7. System Implementation and Maintenance**

### **7.1 Implementation**

To ensure the success of the system the implementation step is carried out. If the system is not properly implemented the well-defined system can fail. To transform information system to operational system implementation activities are used.

#### **7.1.1 Hardware Software and Services:**

The hardware and software used in the web application is:

1. Hardware: Apple, HP, Dell PC etc.
2. Software: Microsoft Windows, Python etc.

### **7.2 Maintenance**

When the system is fully implemented, its maintenance is done. System maintenance is done to check whether the software system is performing well or not. If there is any error then we have to remove it.

## Home Page

As an NGO practitioner, we may be accustomed to raising funds through membership dues, proposal writing, corporate partnerships, and direct calls. However, special events can take your fundraising strategy to the next level. By making an easily-accessible events page, members and donors will know exactly how they can stay involved with your NGO.

Careful alignment of the event and your cause create a deeper impact among participants and deliver a lasting impression for your NGO. For instance, if your NGO is focused on cancer awareness, you may consider hosting a health awareness marathon and directing the funds to assist with the identification and treatment of cancer patients. Special events like this help to raise awareness for your cause, allow supporters to engage with your NGO, and boost funds. Plus, they may help you connect with people who you wouldn't have otherwise reached.

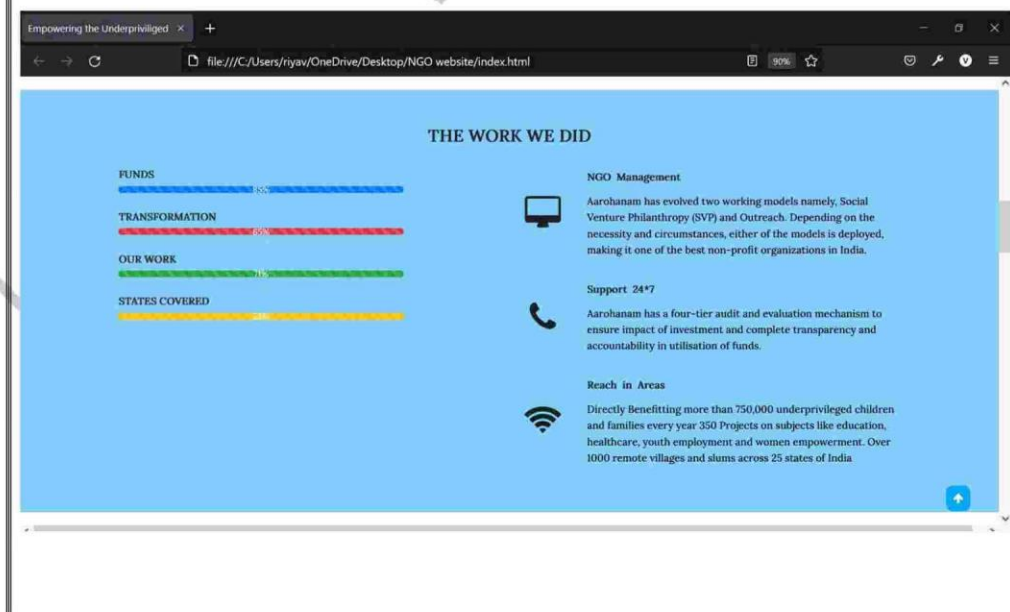


## A Members-Only Area

As an NGO, a substantial portion of revenue likely comes from your membership program. Because of this, we'll want to prioritize the member experience. Featuring a members-only area is a great way to do this so that you can easily attract and retain valuable members!

As previously touched on, consider featuring exclusive content such as educational articles or even webinars. Also we considered adding a discussion forum, where members can interact with one another. By adding this to your NGO website, you'll enable members to discuss recent events, industry trends, and their personal experiences. Plus, your team will have an accessible outlet for quickly announcing updates and answering questions members have.

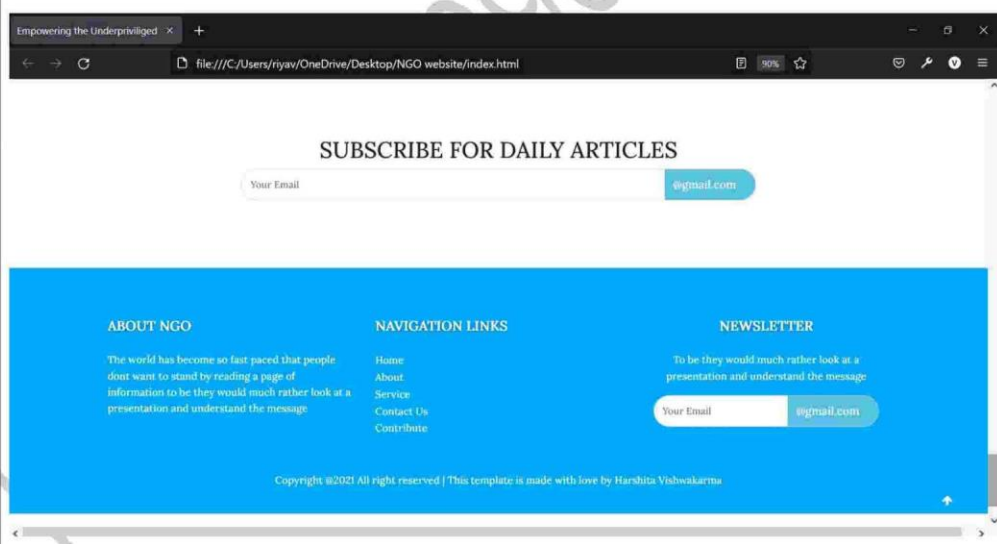
By starting a conversation with our members online, we'll establish an immediate sense of community. This can directly boost member satisfaction and retention, and soon enough, the word will spread about the positive culture your NGO has instilled.



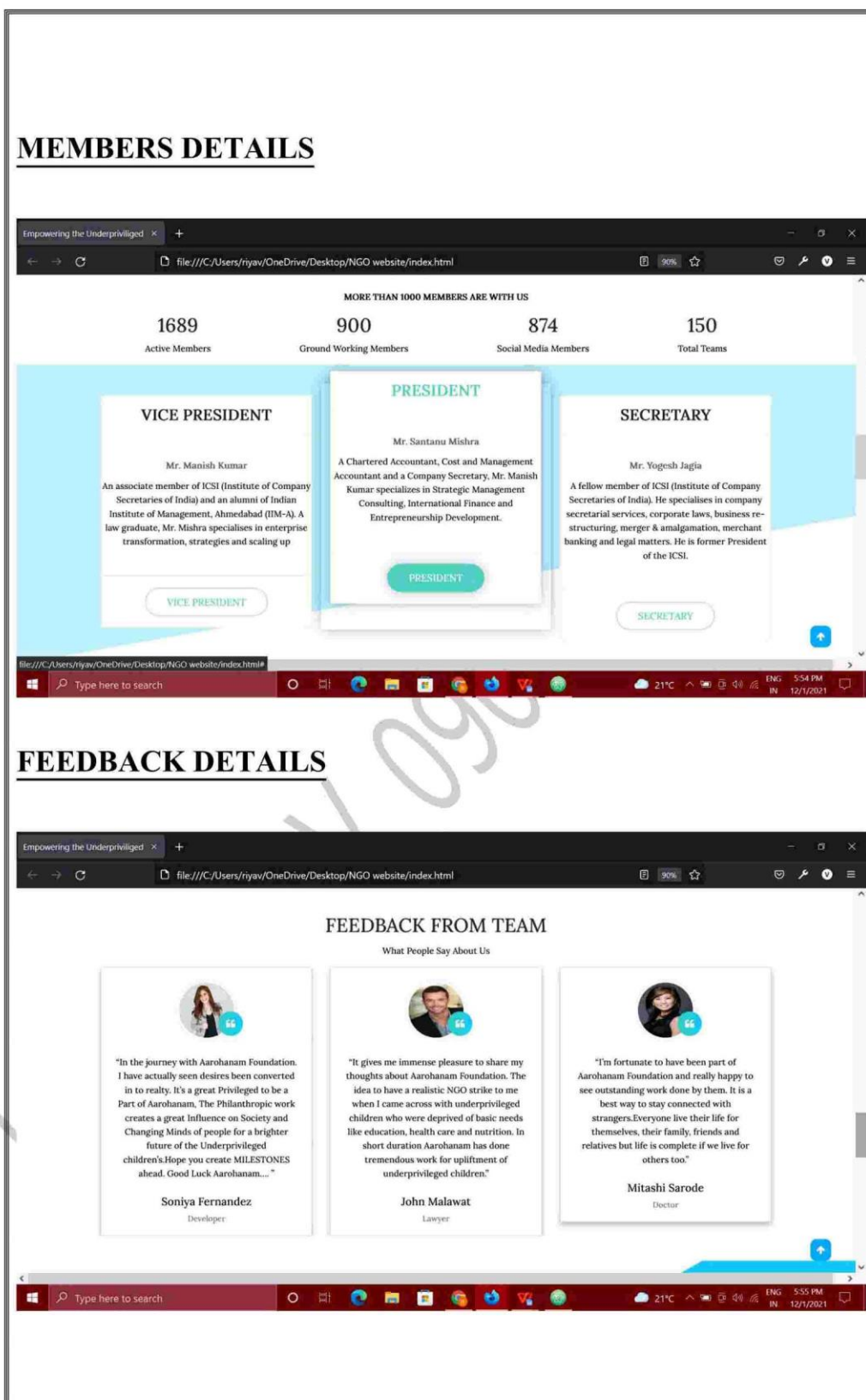
## Social Sharing Options

Online engagement strategy may start with NGO website, but it certainly doesn't end there. In order to fully extend our reach, we need to expand our efforts to social media by featuring social sharing buttons on your website.

Links to our social media accounts enable you to connect with prospects and donors through other online channels. When visitors feel compelled to share our insightful blog posts or exciting events online, social sharing options enable them to do so. By making it convenient for them, supporters will be much more likely to pass along your message to their friends and families on their favorite platforms.

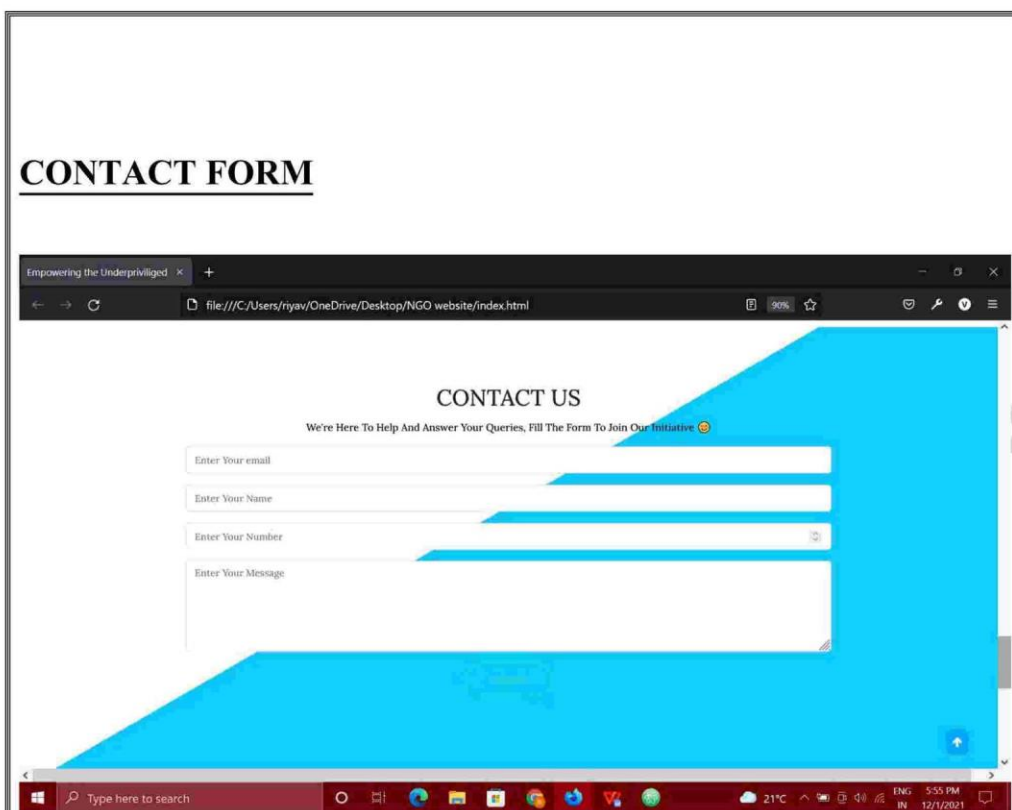


## MEMBERS DETAILS

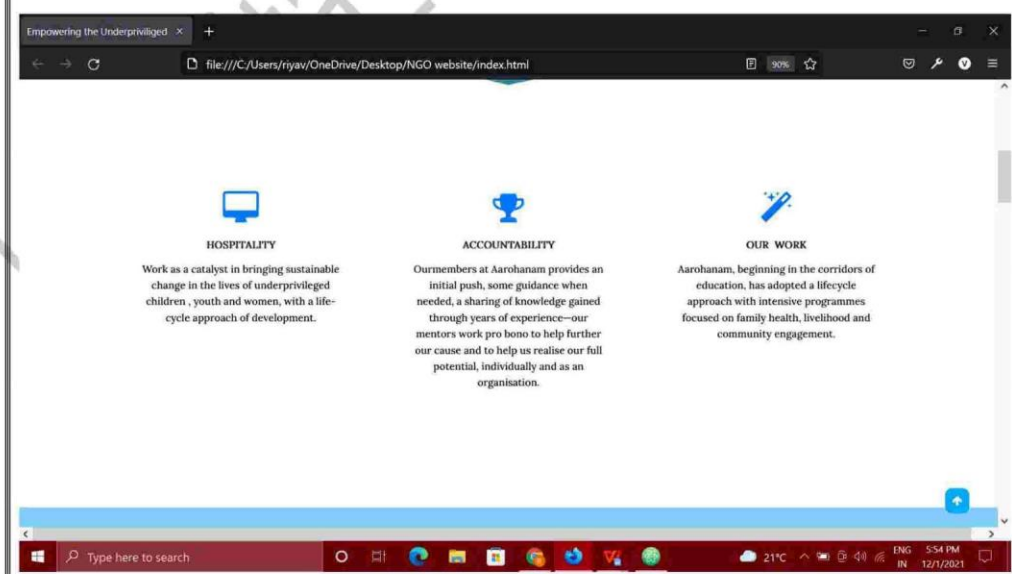


## FEEDBACK DETAILS

## CONTACT FORM



## VISION AND MISSION SECTION



## **Chapter 9. Conclusion**

While making this project, ease of accessibility and user-friendliness were kept in mind so that the project can be implemented on the ground. We made sure that everybody is able to glide through the interface smoothly.

Through thorough research it was found that, using software-based approach for doing repetitive tasks decreased the burden from the NGO workers by a staggering 60%. Thus, an interface like this can prove to be time saving for the people thereby increasing the efficiency in the future.

Harshita\_V\_09011T13026

## **Chapter 10. Future Work**

This website will increase the legitimacy of organization and solidifies professionalism when soliciting support. It helps convey the role your NGO plays so that potential members and partners better understand your cause, which is especially important when we're seeking grants, tenders, or donations.

A very important future aspect of this project can be seen in implementing it on ground as it will greatly decrease the burden of maintaining data of various drives, members and work on paper. The provision of unique identity number to every user will ensure that the every NGO member as well as the underprivileged students details can be made available in a few clicks.

It will greatly reduce work load, decrease paper work, save time and as a by-product increase the overall efficiency. Moving on, this project will include 2 factor authentications for added security, a handy feature to find out the nearest slum, schools, and person who wants to donate using GPS system.