


**MADHAV INSTITUTE OF TECHNOLOGY & SCIENCE, GWALIOR**  
(A Govt. Aided UGC Autonomous & NAAC Accredited Institute Affiliated to RGPV, Bhopal)



**Software Developer Intern at Built-IT Technologies**

A final year internship report submitted in partial fulfilment of the requirements for the degree of

**BACHELOR OF TECHNOLOGY**

in

**INFORMATION TECHNOLOGY**

Submitted By:

**Rishabh Raghuvanshi**

**0901IT181044**

Internship Faculty Mentor:

**Dr. Sanjiv Sharma**

Assistant Professor

Information Technology

Submitted to:

**DEPARTMENT OF INFORMATION TECHNOLOGY**

**MADHAV INSTITUTE OF TECHNOLOGY & SCIENCE**  
**GWALIOR - 474005 (MP) est. 1957**



PlagRemoved\_Rishabh\_Raghuvanshi\_IT(Internship Report).pdf  
Jun 7, 2022  
3035 words / 15495 characters

11

# PlagRemoved\_Rishabh\_Raghuvanshi\_IT(Internship Report).pdf

## Sources Overview

8%

OVERALL SIMILARITY

1	support.microsoft.com	INTERNET	3%
2	nickcoblenz.blogspot.com	INTERNET	1%
3	Astana IT University on 2021-10-26	SUBMITTED WORKS	<1%
4	vulncat.fortify.com	INTERNET	<1%
5	www.x-on.co.uk	INTERNET	<1%
6	mitsgwalior.in	INTERNET	<1%
7	xent.com	INTERNET	<1%

### Excluded search repositories:

None

### Excluded from document:

- Bibliography
- Quotes
- Citations
- Small Matches (less than 14 words)

### Excluded sources:

None

# Built-IT Technologies

Ward 9, Scheme 94 Sector ED, Near Robot Square, Indore(M.P.) 452010

Rishabh Raghuvanshi


28<sup>th</sup> June, 2022

This is to certify that Mr. Rishabh Raghuvanshi has successfully completed an Internship at our company in the IT Department at our Built-IT Indore office from 21<sup>st</sup> February, 2022 to 27<sup>th</sup> June, 2022 under the guidance of Mr. Suraj Soni (Sr. Software Developer).

We have found him to be a self-starter who is motivated, duty-bound and hardworking. He has worked sincerely on his assignments and his performance is at par excellence.

We wish him all the best for his future endeavors.


Warm Regards,  
**Saroj Soni (Director)**  
Built-IT Company

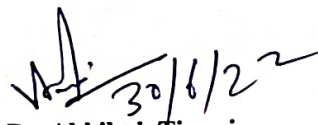


**MADHAV INSTITUTE OF TECHNOLOGY & SCIENCE, GWALIOR**  
(A Govt. Aided UGC Autonomous & NAAC Accredited Institute Affiliated to RGPV, Bhopal)

**CERTIFICATE**

This is certified that **Rishabh Raghuvanshi 0901IT181044** has submitted the Internship report titled "**Vendor SelfCare System**" of the work he has done under the mentorship of **Dr. Sanjiv Sharma**, in partial fulfilment of the requirement for the award of a degree of Bachelor of Technology in Information Technology from Madhav Institute of Technology and Science, Gwalior.

  
**Dr. Sanjiv Sharma**  
Assistant Professor.  
Department of IT

  
**Dr. Akhilesh Tiwari**  
Professor and Head  
Department of IT

# **MADHAV INSTITUTE OF TECHNOLOGY & SCIENCE, GWALIOR**

(A Govt. Aided UGC Autonomous & NAAC Accredited Institute Affiliated to RGPV, Bhopal)

## **DECLARATION**

I hereby declare that the work being presented in this Internship report, for the partial fulfillment of requirement for the award of the degree of Bachelor of Technology in IT at Madhav Institute of Technology & Science, Gwalior is an authenticated and original record of my work under the mentorship of **Dr. Sanjiv Sharma**, Department of IT.

I declare that I have not submitted the matter embodied in this report for the award of any degree or diploma anywhere else.

Date:  
Place: Gwalior



Rishabh Raghuvanshi  
0901IT181044  
IV Year,  
Information Technology

# **MADHAV INSTITUTE OF TECHNOLOGY & SCIENCE, GWALIOR**

(A Govt. Aided UGC Autonomous & NAAC Accredited Institute Affiliated to RGPV, Bhopal)

## **ACKNOWLEDGEMENT**

The full semester internship has proved to be pivotal to my career. I am thankful to my institute, **Madhav Institute of Technology and Science** to allow me to continue my disciplinary/interdisciplinary internship as a curriculum requirement, under the provisions of the Flexible Curriculum Scheme (based on the AICTE Model Curriculum 2018), approved by the Academic Council of the institute. I extend my gratitude to the Director of the institute, **Dr. R. K. Pandit** and Dean Academics, **Dr. Manjaree Pandit** for this.

I would sincerely like to thank my department, **Department of Information Technology**, for allowing me to explore this internship. I humbly thank **Prof. Akhilesh Tiwari**, Professor and Head, Department of Information Technology, for his continued support during the course of this engagement, which eased the process and formalities involved.

I am sincerely thankful to my faculty mentors. I am grateful to the guidance of **Dr. Sanjiv Sharma**, Department of Information Technology, for his continued support and close mentoring throughout the internship. I am also very thankful to the faculty and staff of the department.

*Rishabh*

**Rishabh Raghuvanshi**  
0901IT181044  
IV Year,  
Information Technology

## ABSTRACT

This project report describes my work for the development and upgradation of "VSC system", an enterprise application. An Enterprise Application is a software application that helps enterprises in managing their business-related activities. They are large and complex and solve business-related problems to fulfill the needs of the enterprises.

### **About the Organization:**

The company is a fast-paced emerging start-up. The company works in the domain of IT services and IT consulting specializes in personalized commerce applications and business enterprise solutions.

### **Objective of Proposed Work:**

The work is done in a domain related to business enterprise solutions. The work was to upgrade and improve the older CCD system of the organisation to a more efficient, faster and high capability VSC system.

### **Internship Objectives:**

- The Internship focuses on training and preparing the candidate for the job by providing appropriate training in the field of professionalism and real-time experience in dealing with business issues.
- Applying for an internship is a great way to build your resume and learn new skills that will help you in time prepare you for future life endeavors, be it a business, a private opportunity or a personal project.
- Internship to make the candidate aware of real-world problems and the implementation of solutions without a textbook.

## TABLE OF CONTENTS

<b>TITLE</b>	<b>PAGE NO.</b>
<b>Introduction</b>	1
<b>Institute Internship Certificate</b>	2
<b>Declaration</b>	3
<b>Acknowledgement</b>	4
<b>Abstract</b>	5
<b>Abbreviation</b>	7
<b>Chapter 1: Introduction</b>	8
<b>Chapter 2: About Project</b>	9
<b>Chapter 3: Technologies used during internship</b>	10
<b>Chapter 4: Work done during internship</b>	12
<b>Chapter 5: Problems Faced</b>	20
<b>Chapter 6: Conclusion</b>	20
<b>Appendices</b>	21
<b>Contribution of Faculty Mentor</b>	27

## LIST OF ABBREVIATIONS

S. No.	Abbreviation	Description
1.	MS	Microsoft
2.	WCF	Windows Communication Foundation
3.	OOPS	Object Oriented Programming System
4.	SOAP	Simple Object Access Protocol
5.	OnPrem	On premise/physical form
6.	DB	DataBase
7.	OTT	Over the top
8.	DTH	Direct to home

# Chapter 1

## Introduction

Digital businesses have begun to take on new opportunities and develop their businesses thanks to evolving technologies. From automation processes to transforming digital services, the development of business applications allows for anything with technological advancement. An bespoke, rich app that touches on all aspects of the organization, from customer service to staff interaction.

As there are advanced programs, businesses should seek the support of enterprise software development companies to take advantage of feature features and high performance. To keep up in the race, business applications are used to perform important tasks automatically, increase efficiency, improve productivity, and provide a high return on time.

I've been interning at Built-IT Technologies for around 4 months now. The internship began on 21 Feb' 22. With the whole internship period till now it was a great experience to know and get a chance to work in the fast paced environment of an emerging start-up. It's also a great achievement for me to learn and implement practically the knowledge I have gained till now. This report is entirely based and prepared on my practical work experience while working at Built-IT Company.

## Chapter 2

# About Project

### Introduction

The Business Software solution provides support for two products of the organization(Multimedia company), OTT(over the top) and DTH(Direct to home) which can be further divided as follows.

1. OTT
  - a. OTT platform (web application)
  - b. DVS (i.e. DSTV via streaming)
2. DTH
  - a. DSTV(smart card + decoder)
  - b. DTV(only decoder)

In the past they used a business software solution called CCS, which is an application used by corporate merchants or private vendors of the business for services such as Field Services, Input Application, customer balance check, information, add / remove devices to customers account, payments etc.

But later due to heavy load on onprem (physical servers) and due to server architecture capabilities it reached a point where the server was no longer able to take large and high session load, causing the server to crash and become unavailable for service.

To solve the problem, the company designed and switched to a new system called VSC, which is an WCF service application(SOAP version) built on cloud using AWS. Solves the issue of server crashing, lagging and with increased capabilities like dynamic DB updation for vendors services as well as more and easy control for new account creation and decoder transfer.

### Problem with current software and the solution

VSC is an enterprise business software created for vendors of the organization(currently the company's customer) to serve the required business needs. Our objective is to completely replace the older business solution software i.e. CCS system with a newer VSC system which is partially deployed and partially in development.

CCS is an on-premise server, with a small number of vendors using it. CCS onprem(physical servers) doesn't support high load and a large number of clients are connected, resulting in server crashing.

## Chapter 3

### 3.1 Tools and Technologies Used

- NET  
.NET is a framework developed by Microsoft. Provides the environment and tools needed to develop and deploy applications. The .NET framework is specifically designed to create C #, but also supports other programming languages such as C ++, Visual Basic, JavaScript, and Python.
- The three major components of .NET are as follows.
- Common Language Runtime (CLR) - This allows you to create programs written in .NET framework. It also provides services such as security, separate management, memory management, uploading and programming.
- Framework Class Library (FCL) - This allows writing programs using programming languages that support NET.
- User interaction with the program - This provides windows upgrade tools and desktop applications. Windows forms, Console applications, web applications, and web forms are some examples.
- Overall, the NET framework offers many benefits. It allows for easy and fast system development and is a multilingual platform with built-in features already. In addition, it provides debugging support, version support and much more. ASP.NET is an open source, server-side, web-based framework that allows programmers to build dynamic websites, web applications and web services. It also allows for writing programs using any NET supporting language. The latest ASP.NET technology is called ASP.NET Core. New implementation of ASP.NET as a modular framework and other structures such as business framework.
- ASP.NET provides a number of programming models to improve applications. Some of them are as follows.
- ASP.NET MVC - Allows you to create web pages based on Model, View and Controller design models
- ASP.NET Web Pages - Allows you to add dynamic code and access data directly inside HTML extensions
- ASP.NET Web Forms - Allows you to create modular pages without components with UI events
- ASP.NET Web API - Allows the development of web APIs over the .NET framework
- WCF  
The Windows Communication Foundation (WCF) is a framework for building resource-focused applications. Using WCF, you can send data as unsigned messages from one service point to another. The location of the service can be part of a continuous service managed by IIS, or it may be a threatened service in the application. A storage location can be a service client requesting data from a storage location. Messages can be as simple as a single letter or word sent as an XML, or as complex as a binary data stream. A few sample conditions include:
- Secure business transaction processing service.
- A service that provides current data to others, such as a traffic report or other monitoring service.
- A chat service that allows two people to communicate or exchange data in real time. \
- A dashboard app that votes for one or more data and presents it with a reasonable presentation.
- Display workflow using the Windows Workflow Foundation as a WCF service.
- Although creating such applications was possible before the existence of the WCF,

WCF made the development of storage facilities easier than ever. In short, WCF is designed to provide a manageable way to create Web services and Web service clients.

- SOAP UI

SoapUI is an open-source web service testing application for Simple Object Access Protocol (SOAP) and representational state transfers (REST). Its functionality covers web service inspection, development, simulation and mocking, functional testing, load and compliance testing.

Core features include web services:

inspection

invoking

development

simulation and mocking

functional, compliance and security testing

- redis server

Redis is an in-memory data structure store, used as a distributed, in-memory key-value database and message broker, with optional durability. Redis supports different kinds of abstract data structures, such as strings, lists, maps, sets, sorted sets, HyperLogLogs, bitmaps, streams, and spatial indices.

- Microsoft Visual Studio

Microsoft Visual Studio is an integrated development platform (IDE) from Microsoft. It is used to improve computer applications, as well as websites, web applications, web services and mobile applications. Visual Studio uses Microsoft software development platforms such as Windows API, Windows Forms, Windows Presentation Foundation, Windows Store and Microsoft Silverlight.

## Chapter 4

# Work Done

### 4.1 XML SOAP request data exposed

#### 4.1.1 Problem

EBS(Enterprise business solution) and the Vendors application used to communicate using XML SOAP requests, which exposes sensitive customer data like Name, mobile number, email, home address to vendors or whoever has the ability to invoke the XML SOAP requests.

#### Solution:

First step is to set up an environment to access the soap requests of the Vendors application. As the EBS server isn't setted for indian location, to access the web services there was an need to use VPN which was in case was PULSE VPN. But first we needed to setup the application on our PC. So, I cloned the git directory and it was an .net application, so I needed to reference different files manually to each other after cloning for it to run, as the application wasn't completed for the reason being that the application was in development.. Then we need to run the redis server which will be helping with the caching. Then use the SOAP UI application for accessing the web services request but putting the valid credentials.

A typical SOAP XML request looks something like this

```
<?xml version="1.0"?>
<soap:Envelope xmlns:soap="http://www.w3.org/2003/05/soap-envelope">
  <soap:Header>
  </soap:Header>
  <soap:Body>
    <m:GetUser>
      <m:UserId>123</m:UserId>
    </m:GetUser>
    <m:GetUserInfo>
      <m:UserName>ABC</m:UserId>
      <m:Usermobile>123456789</m:UserId>
      <m:UserEmail>adb@abc.com</m:UserId>
    </m:GetUserInfo>
  </soap:Body>
</soap:Envelope>
```

As seen in the above xml response, whoever can invoke the request can see the personal information of customers.

To solve this problem I suggested two solutions:

Solution 1: Data can be Encrypted and decrypted at the Server side and client side respectively.

The next task was to create or find an algorithm for Encryption and Decryption of data.

C# has some of the best encryption decryption algorithms integrated hence there was no need to create separate methods.

There are two ways or methods for encryption and decryption which can be used.

#### Symmetric Encryption:

In this type of encryption, a single key is used for encryption and writing. It is faster than the others. But it also has some drawbacks like single key encryption and decryption so when encrypting data you should provide the same encryption key and when the data is sent over the network and finally where encryption occurs you need and know the same key. Suppose you have a service that performs encryption / message encryption with a key and most of your clients who use that service will have to hand over your key to your client as well. It requires a very high level of trust; you share your key with your secret.

#### Asymmetric encryption:

We have seen that Symmetric encryption has some security and reliability issues so Asymmetric encryption solves that problem. Asymmetric encryption uses two encryption and decryption keys: one encryption key and one decryption key. Encrypt messages with a public key and clear encryption using a private key. Public key is used for encryption only and cannot decrypt encrypted messages with the public key. But Asymmetric encryption is slower than others. It is very slow so it does not fit well in big data, even more than 1kilobyte.

In particular the two algorithms used for Asymmetric encryption:

**RSA:** RSA was first described in 1978 by Ron Rivest, Adi Shamir and Leonard Adleman and was named after them RSA stands for Ron Rivest, Adi Shamir and Leonard Adleman.

**DSA:** DSA stands for Digital Signature Algorithm.

Due to the slower speed and higher operating costs of Asymmetric algorithms, they are discarded as optional.

Also in Symmetric encryption below algorithms are used:

DES, 3DES, AES algorithms.

#### DES Data Encryption Standard:

It is an old traditional method used for encryption and writing. it is unreliable and can easily break. Key size in DES is too-short. Not so good when our data flows through networks. It can be a cruel force. It has therefore been discarded as a data encryption option.

**3DES:** Called Triple DES.

As we have seen there are security-related issues in the DES algorithm, so we can say that 3DES is an updated version of DES. At 3DES they also enlarged the key size which was too short for DES.

#### AES Advanced Encryption Standard:

The Advanced Encryption Standard or AES is also called the Rijndael cipher. AES supports 128, 192 and 256-bit encryption with key size, 128-bit encryption 16-bit encryption, 192-bit encryption key 24-bit and encryption key size. 256-bit is 32 bytes. AES encryption offers good performance and a good level of security. AES encryption is a symmetric cipher and uses the same key for encryption and decryption.

Due to the slower speed and higher operating costs of Asymmetric algorithms, they are discarded as optional. And that's why the next best option was the AES algorithm. Even

after faster and lower service costs than Asymmetric encryption still cost many resources. So the solution was discarded. And the new approach for making the user personal was to mask the data in a cost effective manner and in such a form that it still be usable and still won't expose user personal details.

So the Data was Masked like below

Name: abc defghijkl

Phone: 1234567890

Email: First.Last@test.com

TO

Name: a\*\* d\*\*g\*\*\*\*l

Phone: 1\*\*3\*\*\*\*\*0

Email: Fi\*\*\*\*\*@t\*st.com

achieved by the below method for normal text and gmail respectively.  
public String emailThreeCharUnmasked(string email)

```
{
    if(email==null)
        return email;
    int index1 = 0;
    int index2 = 0;
    int size = email.Length;
    for(int i = 0; i < size; i++)
    {
        if(email[i]=='@')
        {
            index1 = i;
            break;
        }
    }
    for(int i = index1+1; i < size; i++)
    {
        if(email[i]=='.')
        {
            index2 = i;
            break;
        }
    }

    string mask = email;

    if(index1 > 2)
    {
```

```

for(int i = 2; i < index1; i++)
{
    mask = mask.Remove(i, 1).Insert(i, "*");
}
for(int i = index1 + 2; i <= index2; i++)
{
    mask = mask.Remove(i, 1).Insert(i, "*");
}
return mask;
}
else if(index1 == 2)
{
    mask = mask.Remove(1, 1).Insert(1, "*");
    for(int i = index1 + 2; i <= index2; i++)
    {
        mask = mask.Remove(i, 1).Insert(i, "*");
    }
    return mask;
}
else if(index1 == 1)
{
    mask = mask.Remove(0, 1).Insert(0, "*");
    for(int i = index1 + 2; i <= index2; i++)
    {
        mask = mask.Remove(i, 1).Insert(i, "*");
    }
    return mask;
}
return mask;
}

```

Hence there was no need to decrypt the data at client side because it is still usable at client end and doesn't need any complex encrypt algo which makes it a very faster and cost effective solution.

## 4.1.2 Problem

Security Remediation for WCF Service(SOAP request).

ASP.NET Web Services facilitates customer service development of Web services by automatically creating documentation that describes how to communicate with the web service. Web services with approved document protocols produce an HTML-formatted page if the browser request is accepted. This HTML-embedded page explains the following information:


Supported activities

Limits accepted for each job

The type of data to be transferred to these parameters

Document protocol also produces an XML-formatified Web Services Description Language (WSDL) file. This file is designed to allow applications to understand how to process Web service requests.

This information can be useful to developers, especially developers who build clients of social web services. However, disclosing detailed information about the operation of confidential Web services increases the risk that the Web service will be misused by malicious attackers. The text protocol always defines all the functions and parameters of



You have created a service.

To test this service, you will need to create a client and use it to call the service. You can do this using the

```
svcutil.exe http://localhost:12609/MathService.svc?wsdl
```

This will generate a configuration file and a code file that contains the client class. Add the two files to your

C#

```
class Test
{
    static void Main()
    {
        MathServiceClient client = new MathServiceClient();

        // Use the 'client' variable to call operations on the service.

        // Always close the client.
        client.Close();
    }
}
```

Visual Basic

```
Class Test
    Shared Sub Main()
        Dim client As MathServiceClient = New MathServiceClient()
        ' Use the 'client' variable to call operations on the service.

        ' Always close the client.
        client.Close()
    End Sub
End Class
```

the Web service even if a small set of those functions is intended to be publicly accessible.

### Solution:

To disable the ASP.NET application document scripting web services, follow these steps:

Open the web.config file from the root directory of the web application in the text editor (for example, Notepad). If the web.config file is not available, create a web.config file for the ASP.NET Application.

Add the <webServices> configuration feature to the system.web feature in the web.config file.

In the <webServices> section, add a fix for <protocols>.

In the <protocols section, add the delete item = "Text".

The following example illustrates the <webServices> configuration feature added to a web.config file to disable automatic production of browser-ready documents:

```
<webServices>
  <protocols>
    <remove name="Documentation"/>
  </protocols>
</webServices>
```

Save the web.config file.

However with this solution we were crippling the wsdl documentation we had to give to the client side in order for it to work properly and now we have to reproduce it ourselves and update it every time there is a slight change in the vendor application. This solution will not be possible over time so I have to find another solution, which is that instead of disabling wsdl text production we should find a way to make the wsdl help page inaccessible.

### Deleting WSDL and WCF Help Pages

Help pages and WSDL can be easily removed from WCF resources. XML objects for "serviceMetadata" and "serviceDebug" in the Web.config file have attributes to control these objects directly.



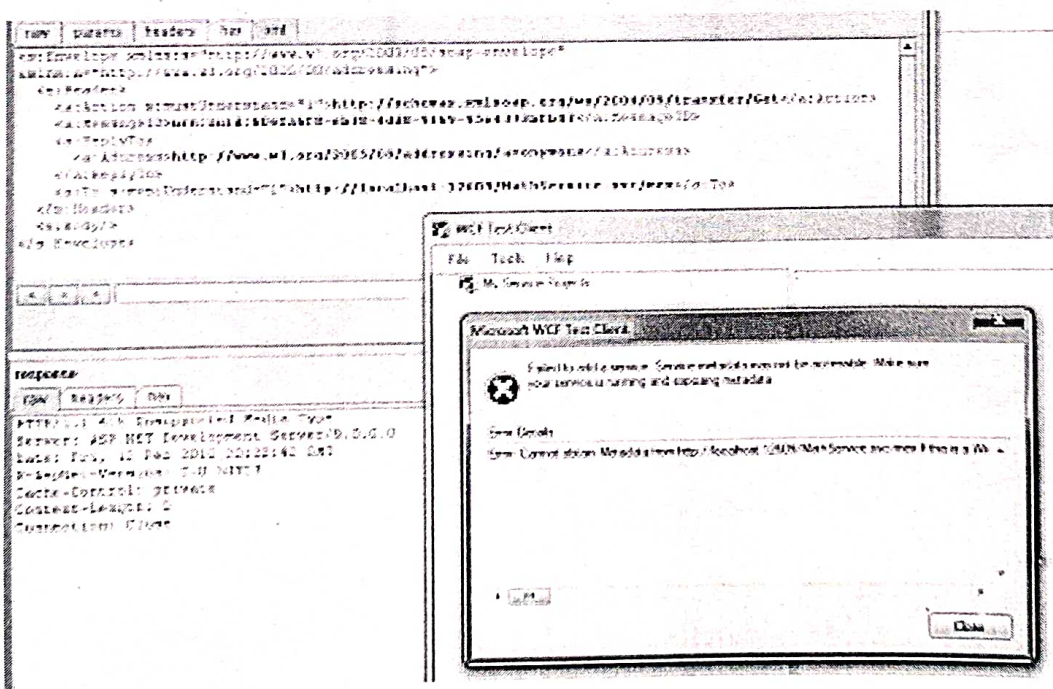
An example of an HTTP request and the answer used to ask for the final location of MEX is shown below.

Additionally, the attacker may use the WCF Test Client to capture this data and inquire about the service.

This behavior can be disabled by deleting the MEX archive. In the Web.Config file below, the storage location is marked.

```
<?xml version="1.0" encoding="utf-8" ?>
<configuration>
  <system.serviceModel>
    <bindings>
      <binding name="wsHttpBinding" type="wsHttpBinding" />
    </bindings>
    <services>
      <service name="ExampleWCFDataService" type="ExampleWCFDataService, ExampleWCFDataService" />
    </services>
    <client>
      <endpoint address="http://localhost:8080/ExampleWCFDataService.svc" name="ExampleWCFDataService" type="wsHttpBinding" />
    </client>
  </system.serviceModel>
</configuration>
```

After the configuration change, the MEX endpoint is no longer accessible.



## **Chapter 5: Problem Faces**

Though it was a smooth internship, there were few problems that I faced. Some of them are

- I had no prior experience working with git. So getting along with git was a bit challenging.
- We are a total of 3 interns and the other 2 were off at same time, so I had a lot of workload and things got a little hectic and quite stressful, starting to affect my performance. I talked with my senior and we came up with the solution to divide the workload with other team members. So I learned it's okay to ask for help.
- One of the most amazing problems I faced was to access certain objects of class but in a project this big, there was no direct object to access so I had to read all the class hierarchy every time I needed to create or access an object. This was the most satisfying problem.
- This is the first time I've worked for a corporate entity, so it took me little time to get going with the processes.

## **Chapter 6: Conclusion**

With the whole internship period till now it was a great experience to know and get a chance to work in the fast paced environment of an emerging start-up. It's also a great achievement for me to learn and implement practically the knowledge I have gained till now. This report is entirely based and prepared on my practical work experience while working at Built-IT Company.

## Appendix for FRP

➤ First FPR

### FORMAT

#### **FORTNIGHTLY PROGRESS REPORT (FPR) FROM INDUSTRY MENTOR**

Name of student	Rishabh Raghuvanshi	Department	IT		
Industry/Organization	Built-IT Company	Date/Duration	21/02/2022 -22/08/2022		
<b>Criterion</b>	<b>Poor</b>	<b>Average</b>	<b>Good</b>	<b>Very Good</b>	<b>Excellent</b>
Punctuality/Timely completion of assigned work				✓	
Learning capacity/Knowledge up gradation					✓
Performance/Quality of work			✓		
Behaviour/Discipline/Team work					✓
Sincerity/Hard work					✓
Comment on nature of work done/Area/Topic	Working on a VSC project. Using technologies like ASPnet , WCF.				
<b><u>OVERALL GRADE (Any one)</u></b>	VERY GOOD				
<b><u>Name of Industry Mentor</u></b>	Mr. Suraj Soni				
<b><u>Signature of Industry Mentor</u></b>					

Receiving Date	xxxx	Name of Faculty Mentor : Prof Punit Kumar Johari	xxx	Sign	xxx
----------------	------	--	-----	------	-----

➤ Second FPR

## FORMAT

### FORTNIGHTLY PROGRESS REPORT (FPR) FROM INDUSTRY MENTOR

Name of student	Rishabh Raghuwanshi	Department	IT		
Industry/Organization	Built-IT Company	Date/Duration	21/02/2022 -22/08/2022		
<b>Criterion</b>	<b>Poor</b>	<b>Average</b>	<b>Good</b>	<b>Very Good</b>	<b>Excellent</b>
Punctuality/Timely completion of assigned work				✓	
Learning capacity/Knowledge up gradation					✓
Performance/Quality of work			✓		
Behaviour/Discipline/Team work					✓
Sincerity/Hard work					✓
Comment on nature of work done/Area/Topic	Working on a VSC project. Using technologies like ASP.net , WCF.				
<b>OVERALL GRADE (Any one)</b>	VERY GOOD				
<b>Name of Industry Mentor</b>	Mr. Suraj Soni				
<b>Signature of Industry Mentor</b>					

Receiving Date	xxxx	Name of Faculty Mentor :	xxx	Sign	xxx
----------------	------	--------------------------	-----	------	-----

> Third FPR

## FORMAT

### FORTNIGHTLY PROGRESS REPORT (FPR) FROM INDUSTRY MENTOR

Name of student	Rishabh Raghuvanshi	Department	IT		
Industry/Organization	Built-IT Company	Date/Duration	21/02/2022 -22/08/2022		
<b>Criterion</b>	<b>Poor</b>	<b>Average</b>	<b>Good</b>	<b>Very Good</b>	<b>Excellent</b>
Punctuality/Timely completion of assigned work				✓	
Learning capacity/Knowledge up gradation					✓
Performance/Quality of work			✓		
Behaviour/Discipline/Team work					✓
Sincerity/Hard work					✓
Comment on nature of work done/Area/Topic	Working on a VSC project. Using technologies like ASP.net , WCF.				
<b>OVERALL GRADE (Any one)</b>	VERY GOOD				
<b>Name of Industry Mentor</b>	Mr. Suraj Soni				
<b>Signature of Industry Mentor</b>					

Receiving Date	xxxx	Name of Faculty Mentor :	xxx	Sign	xxx
----------------	------	--------------------------	-----	------	-----

➤ Fourth FPR

## FORMAT

### FORTNIGHTLY PROGRESS REPORT (FPR) FROM INDUSTRY MENTOR

Name of student	Rishabh Raghuvanshi	Department	IT		
Industry/Organization	Built-IT Company	Date/Duration	21/02/2022 -22/08/2022		
<b>Criterion</b>	<b>Poor</b>	<b>Average</b>	<b>Good</b>	<b>Very Good</b>	<b>Excellent</b>
Punctuality/Timely completion of assigned work				✓	
Learning capacity/Knowledge up gradation					✓
Performance/Quality of work			✓		
Behaviour/Discipline/Team work					✓
Sincerity/Hard work					✓
Comment on nature of work done/Area/Topic	Working on a VSC project. Using technologies like ASP.net , WCF.				
<b>OVERALL GRADE (Any one)</b>	VERY GOOD				
<b>Name of Industry Mentor</b>	Mr. Suraj Soni				
<b>Signature of Industry Mentor</b>					

Receiving Date	xxxx	Name of Faculty Mentor :	xxx	Sign	xxx
----------------	------	--------------------------	-----	------	-----

> Fifth FPR

## FORMAT

### FORTNIGHTLY PROGRESS REPORT (FPR) FROM INDUSTRY MENTOR

Name of student	Rishabh Raghuvanshi	Department	IT		
Industry/Organization	Built-IT Company	Date/Duration	21/02/2022 -22/08/2022		
<b>Criterion</b>	<b>Poor</b>	<b>Average</b>	<b>Good</b>	<b>Very Good</b>	<b>Excellent</b>
Punctuality/Timely completion of assigned work				✓	
Learning capacity/Knowledge up gradation					✓
Performance/Quality of work			✓		
Behaviour/Discipline/Team work					✓
Sincerity/Hard work					✓
Comment on nature of work done/Area/Topic	Working on a VSC project. Using technologies like ASP.net, WCF.				
<b>OVERALL GRADE (Any one)</b>	VERY GOOD				
<b>Name of Industry Mentor</b>	Mr. Suraj Soni				
<b>Signature of Industry Mentor</b>					

Receiving Date	xxxx	Name of Faculty Mentor :	xxx	Sign	xxx
----------------	------	--------------------------	-----	------	-----

➤ Sixth FPR

## FORMAT


### FORTNIGHTLY PROGRESS REPORT (FPR) FROM INDUSTRY MENTOR

Name of student	Rishabh Raghuvanshi	Department	IT		
Industry/Organization	Built-IT Company	Date/Duration	21/02/2022 -22/08/2022		
<b>Criterion</b>	<b>Poor</b>	<b>Average</b>	<b>Good</b>	<b>Very Good</b>	<b>Excellent</b>
Punctuality/Timely completion of assigned work				✓	
Learning capacity/Knowledge up gradation					✓
Performance/Quality of work			✓		
Behaviour/Discipline/Team work					✓
Sincerity/Hard work					✓
Comment on nature of work done/Area/Topic	Working on a VSC project. Using technologies like ASP.net , WCF.				
<b>OVERALL GRADE (Any one)</b>	VERY GOOD				
<b>Name of Industry Mentor</b>	Mr. Suraj Soni				
<b>Signature of Industry Mentor</b>					


Receiving Date	xxxx	Name of Faculty Mentor :	xxx	Sign	xxx
----------------	------	--------------------------	-----	------	-----

## Contribution of Faculty Mentor

I am sincerely thankful to my faculty mentor. I am grateful to the guidance of Dr Sanjiv Sharma, Assistant Professor, Department of Information Technology, for his continued support and close mentoring throughout the internship. I learned a lot of things from him. During the course of this engagement, he guided at each and every step, always motivated to do better, cleared all the doubts which eased the process. Thankyou for taking time from your busy schedule to help me throughout my internship journey.



Dr. Sanjiv Sharma  
Assistant Professor  
Department of IT



Rishabh Raghuvanshi  
0901IT181044  
IV Year, IT