

MADHAV INSTITUTE OF TECHNOLOGY & SCIENCE, GWALIOR
(A Govt. Aided UGC Autonomous & NAAC Accredited Institute Affiliated to RGPV, Bhopal)



Project Report
on
Online Book Store

Submitted By:

AnkitDhurve

0901IT161008

Faculty Mentor:

Dr. Tej Singh
Assistant Professor,
Department of Information Technology

Submitted to:

DEPARTMENT OF INFORMATION TECHNOLOGY
MADHAV INSTITUTE OF TECHNOLOGY & SCIENCE

GWALIOR - 474005

MAY-JUNE 2022

MADHAV INSTITUTE OF TECHNOLOGY & SCIENCE, GWALIOR

(A Govt. Aided UGC Autonomous & NAAC Accredited Institute Affiliated to RGPV, Bhopal)

CERTIFICATE

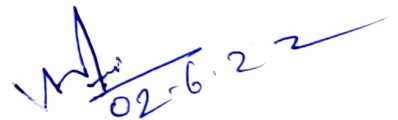
This is certified that **AnkitDhurve (0901IT161008)** has submitted the Project report titled **Online BookStore** of the work he has done under the mentorship of **Dr. Tej Singh**, in partial fulfillment of the requirement for the award of degree of Bachelor of Technology in Information Technology and Engineering from Madhav Institute of Technology and Science, Gwalior.



Dr. Tej Singh

Faculty Mentor

Information Technology



Dr. Akhilesh Tiwari

Professor and Head,

Department of IT

MADHAV INSTITUTE OF TECHNOLOGY & SCIENCE, GWALIOR


(A Govt. Aided UGC Autonomous & NAAC Accredited Institute Affiliated to RGPV, Bhopal)

DECLARATION

I hereby declare that the work being presented in this Project report, for the partial fulfillment of requirement for the award of the degree of Bachelor of Technology in IT at Madhav Institute of Technology & Science, Gwalior is an authenticated and original record of my work under the mentorship of **Dr. Tej Singh, Assistant Professor**, Department of IT.

I declare that I have not submitted the matter embodied in this report for the award of any degree or diploma anywhere else.

Date : 02/06/2022
Place: Gwalior



AnkitDhurve
0901IT161008
IV Year,
Information Technology

MADHAV INSTITUTE OF TECHNOLOGY & SCIENCE, GWALIOR

(A Govt. Aided UGC Autonomous & NAAC Accredited Institute Affiliated to RGPV, Bhopal)

ACKNOWLEDGEMENT

The full semester Project has proved to be pivotal to my career. I am thankful to my institute, **Madhav Institute of Technology and Science** to allow me to continue mydisciplinary/interdisciplinary Project as a curriculum requirement, under the provisions of the Flexible Curriculum Scheme (based on the AICTE Model Curriculum 2018), approved by the Academic Council of the institute. I extend my gratitude to the Director of the institute, **Dr. R. K. Pandit** and Dean Academics, **Dr. ManjareePandit** for this.

I would sincerely like to thank my department, **Department of Information technology**, for **allowing** me to explore this internship. I humbly thank **Dr. AkhileshTiwari**, Professor and Head,Department of Information Technology, for his continued support during the course of this engagement, which eased the process and formalities involved.

I am sincerely thankful to my faculty mentors. I am grateful to the guidance of **Dr, Tej Singh**,Assistant Professor, Department of Information Technology, for his continued support and closementoring throughout the internship. I am also very thankful to the faculty and staff of the department.



AnkitDhurve
0901IT161008

IV Year,
Information Technology

ABSTRACT

The shopper is provided with a catalogue of different books available for buy in the shop. so that you can facilitate online purchasing when a shopping cart is offered to the customer. The device applied the use of 3-tier technique, with a database serving as its repository of data, a search engine is useful for a wide range of tasks. layer of J2EE 1.4 utility server and JSPs, and net the front end of a web browser end shopper. to do broaden an electronic commerce internet site, some technological know-how needs to be investigated and grasped These embrace Deployment methods, server and customer side scripting approaches, multi-tiered framework similar to JSP, language of programming including Java, JavaScript, and HTML, relational databases (including MySQL, get admission to). That is a project that aims to extend a basic internet site wherever a shopper is given an online store programme, as well as comprehend about the solutions that were utilised to widen this kind of utility. The article might talk about each of the technologies that make up the foundation for the development in implementation of a digital book retailer.

TABLE OF CONTENTS

ABSTRACT

INTRODUCTION

1. Implementation Technologies	3
2. JSP Architecture	4
FIGURE 2.1 SERVLET CONTAINER	4
FIGURE 2.2 “JSP SERVLET”	5
3. JSP Access Models	5
FIGURE 3.1 “JSP SERVLET”	5
FIGURE 3.2 MVC DESIGN PATTERN	6
4. MySQL Database	7
5. Web Page Programming Options	8
FIGURE 5.1 WEB PAGE PROGRAMMING OPTION	8
6. Project Design	9
7. A process model	9
8. Functional Decomposition Diagram	9
9. Data Flow Diagram (DFD)	10
10. User Interface Design	14
Fig 9.1 SPLASH SCREEN	14
Fig 9.2 My Cart	15
Fig 9.3 registration	15
Fig 9.4 Order Placed	16
11. Limitations and Future Development	16
12. Conclusion	17

INTRODUCTION

The e-book store should provide the customer with a pleasant user interface. The customer should be allowed to browse the catalogues and select books. Add book to cart. The customer should be redirected to the payment page after clicking the "Order" button. On the payment page, the customer should be asked to enter his/her name, shipping address, billing address, email id, phone number etc. After entering all the details, the customer should be given options to choose a delivery method (i.e., USPS, FedEx, UPS), delivery date and price. Once the customer confirms the order, an email confirmation should be sent to him/her.

E-commerce is rapidly expanding. People are more at ease shopping online than they have ever been.

Online purchases are convenient because there is no need to go to a store or wait for delivery. There is no risk of theft since items are shipped directly to your house. Online shopping is safe because you do not have to give out personal information such as credit card numbers. Online shoppers are becoming more religious about protecting their privacy.

An e-commerce website must offer the customer many features such as knowing if an item was saved or not, returning to exceptional elements of the web page after buying an item, clean examining and choosing a list of things, powerful categorization of goods, easy from the directions the homepage to product knowledge and purchase ties, clear purchasing links or buttons, minimum and maximum prices strong product layout conformity, security notifications or alerts statistics, and other significant factors as in planning of a online store.

1. Implementation Technologies

Advent

Even as There's a few various Software for structure net programs that provide unique content, only which has truly struck the eye from the improvement network JSP stands for JavaServer Sheets (JSP). And certainly apart from not without enough motivation, JSP not most effectively likes move-platform as well as pass-net-connection aid, however efficiently combines the energy among host-aspect Java generation along with WYSIWYG functions of static HTML pages.

1 1 1 3 P A G E 3 4 Optionally, snippets of code written in the Java programming language referred to as "scriptlets." Therefore, you can create and preserve JSP pages through conventional HTML/XML gear. it's critical to be aware that the JSP specification is a widespread extension described on top of the Servlet API. accordingly, it leverages all of your enjoyment with servlets. There are good sized differences between JSP and servlet generation. not like servlets, that is a programmatic technology requiring tremendous developer expertise, JSP appeals to a miles wider audience. it may be used not only via builders, however also by using page designers, who can now play an extra direct function within the improvement life cycle. Some other advantage of JSP is the inherent separation of presentation from content facilitated via the generation, due its reliance upon reusable component technologies like the JavaBeans component architecture and organisation JavaBeans technology. This course offers you with an in-intensity advent to this versatile generation, and makes use of the Tomcat JSP 1.1 Reference Implementation from the

2. JSP Architecture

The purpose of JSP is to offer a declarative, presentation-centric approach of developing servlets. As noted before, the JSP specification itself is defined as a trendy extension on the Servlet API. Therefore, it must not be too much, rather that under the covers, servlets and JSP pages have loads that are not unusual. Normally, JSP pages are a problem to a translation segment and a request processing segment. The interpretation segment is finished most effectively once, except the JSP web page changes, wherein case it is repeated. Assuming there have been no syntax mistakes in the web page, the result is a JSP web page implementation class report that implements the Servlet interface, as proven below.

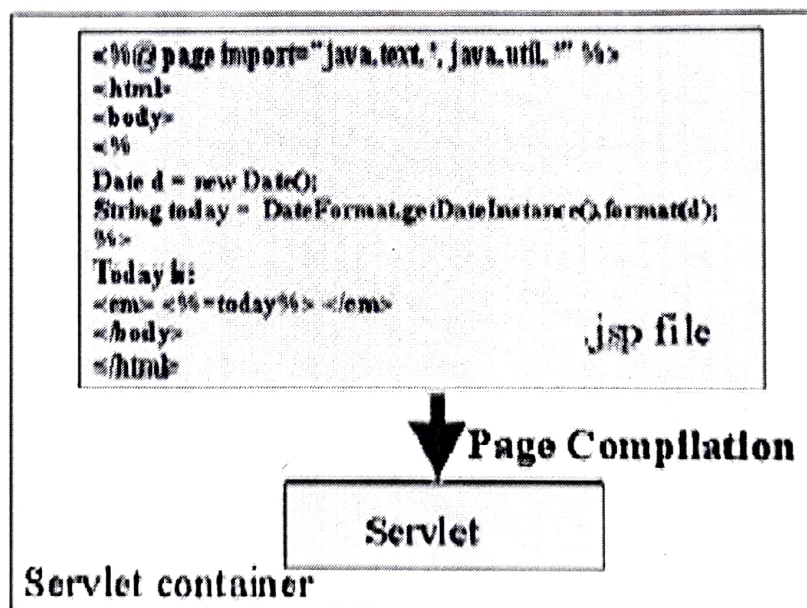
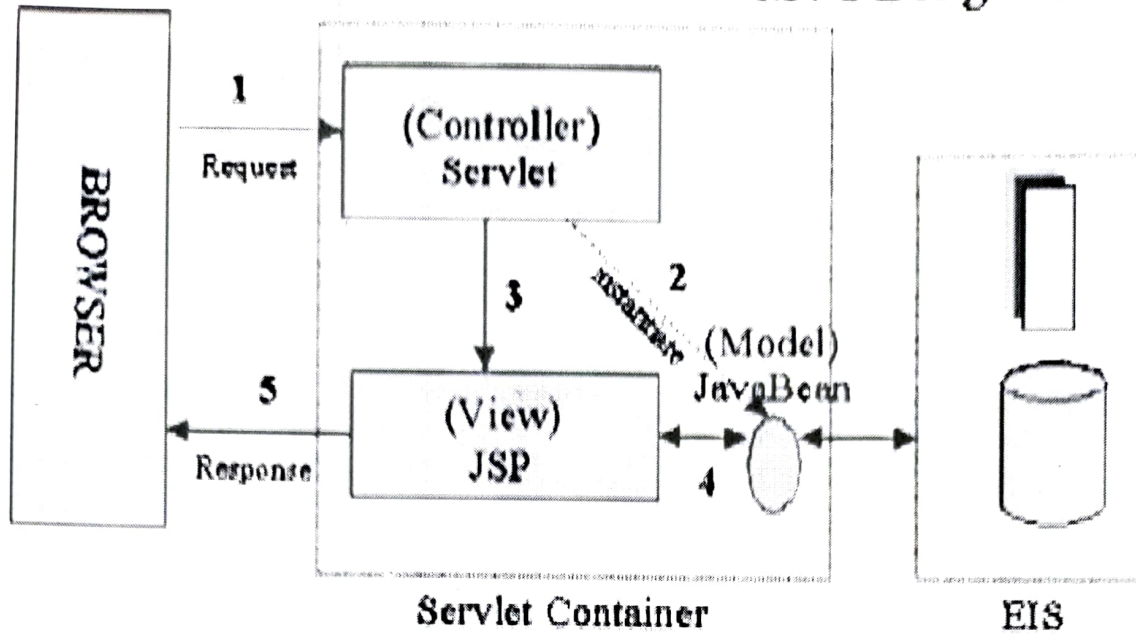


FIGURE 2.1 SERVLET CONTAINER

MVC Design Pattern



In the model 1 architecture, the incoming request from an internet browser is dispatched directly to the JSP web page, that's accountable for processing it and replying lower back to the client. There may nonetheless be separation of presentation from content, because all information entered is executed using beans. Despite the fact that the model 1 architecture is suitable for simple packages, it could now not be desirable for complicated implementations. Indiscriminate usage of this architecture usually leads to a tremendous quantity of scriptlets or Java code embedded in the JSP page, especially if there's a full-size amount of request processing to be achieved. At the same time as this will now not seem to be a problem for Java builders, it's far definitely a problem if your JSP pages are created and maintained via designers-which is generally the norm on huge tasks. Another disadvantage of this structure is that each of the JSP pages need to be in my view responsible for managing software state and verifying authentication and protection.

4. MySQL Database

MySQL is a free, database management system that is open source. It is a famous choice for web applications, and is available on most web hosting platforms. MySQL is easy to use and has a wide range of features. It supports multiple storage engines, including MyISAM and InnoDB. MySQL can be utilised with many languages of programming, including PHP, Java, and C++.

The database software program may be used and altered via all people in line with their wishes. it is rapid, dependable and clean to apply. To enhance the overall performance, MySQL is a multithreaded database engine. A multithreaded utility performs many obligations at the same time, as if two instances of this application were running at the same time.. In being multithreaded MySQL has many benefits. A separate thread handles every incoming reference to a further thread that is always jogging to control the connections.

A couple of clients can carry out examination operations concurrently, but while writing, simplest preserve another client that wishes to get right of entry to the records being up to date. despite the fact that the threads proportion the same technique area, they execute for my part and due to Multiprocessor computers can distribute the thread due to this separation. throughout a large number of CPUs as long as the host operating system supports multiple CPUs

MySQL repository is connected to Java Server Pages (JSP) using an ODBC driver, and the ODBC driver is a common language run-time environment (CLRE). The ODBC driver is used to handle ODBC function calls, send SQL queries are sent to the MySQL server, and the results are returned to the application., and modify the request of the applicant if necessary.

5. Web Page Programming Options

An online store organisation may use processing on both the server and client sides techniques to produce database-driven web pages.. Processing on the server involves receiving a request for a dynamic web page, performing all processes required for development of a page, and sending it to the buyer for viewing. Processing on the client's end involves executing a program on the client workstation that has close communication with the databases.

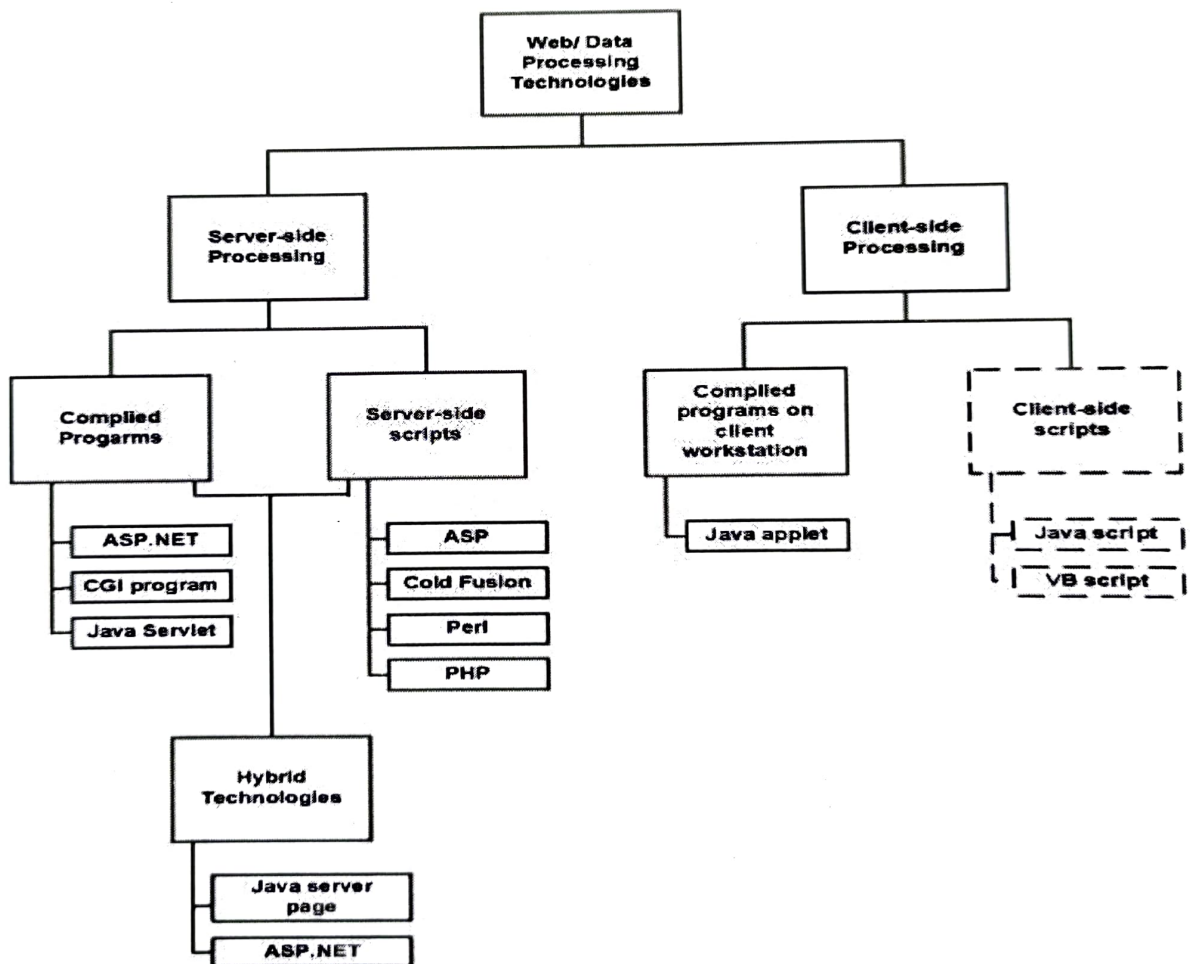


FIGURE 5.1 WEB PAGE PROGRAMMING OPTION

Discern 22 outlines typically utilized by servers, clients, and hybrids. Patron Dashed lines indicate side scripts indicating they may be not able but use a database or record. These

scripts are employed to verify person inputs on the customer then ship the server's approved values for additional handling.

6. Project Design

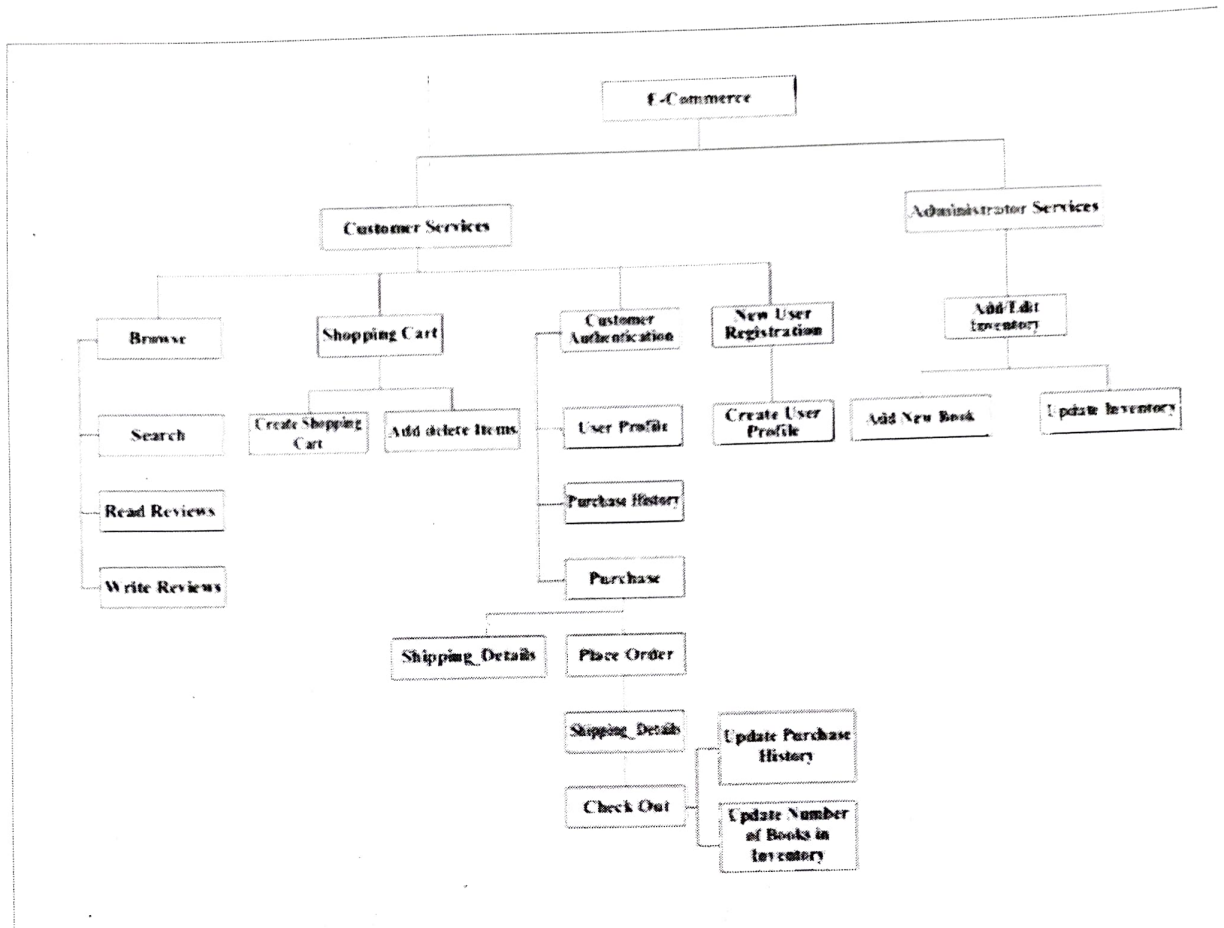
Before you can design an internet website, you must first design a database. The statistics idea and method models component of conceptual layout. The information layout specialises on what information needs to be saved within be kept technique version concerns themselves with the way the Content is being checked. To put it another way within the situation, the facts is a design utilised to construct relational tables, and the technique model is a kind of create the issues so It has visibility to the tables and can operate on them.

7.A process model

shows both the inputs and outputs of each process. The diagram shows the dataflow of the system which gives an idea of the processing involved.

8.Functional Decomposition Diagram

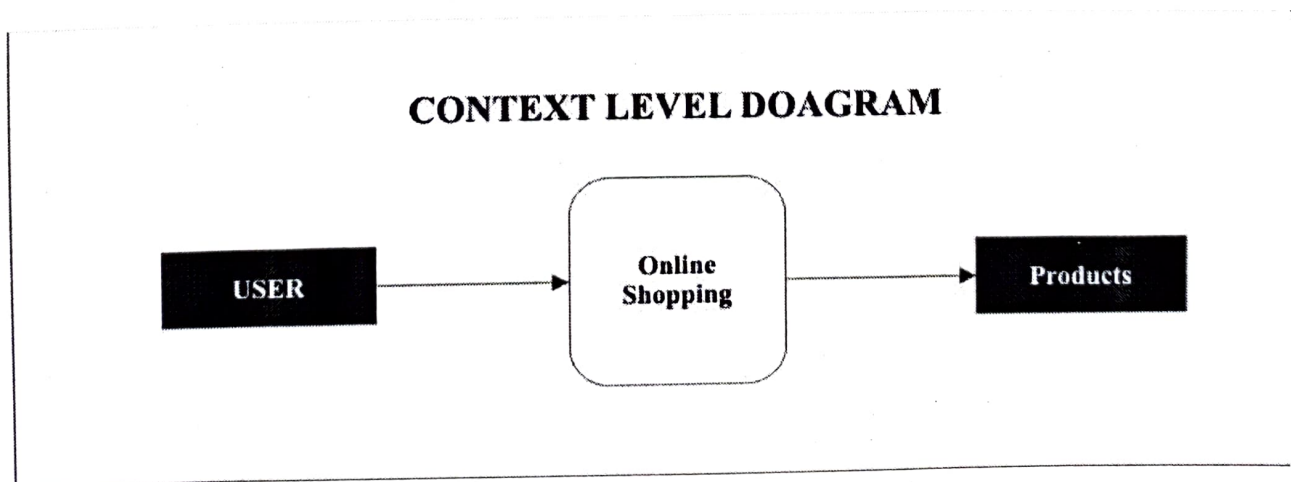
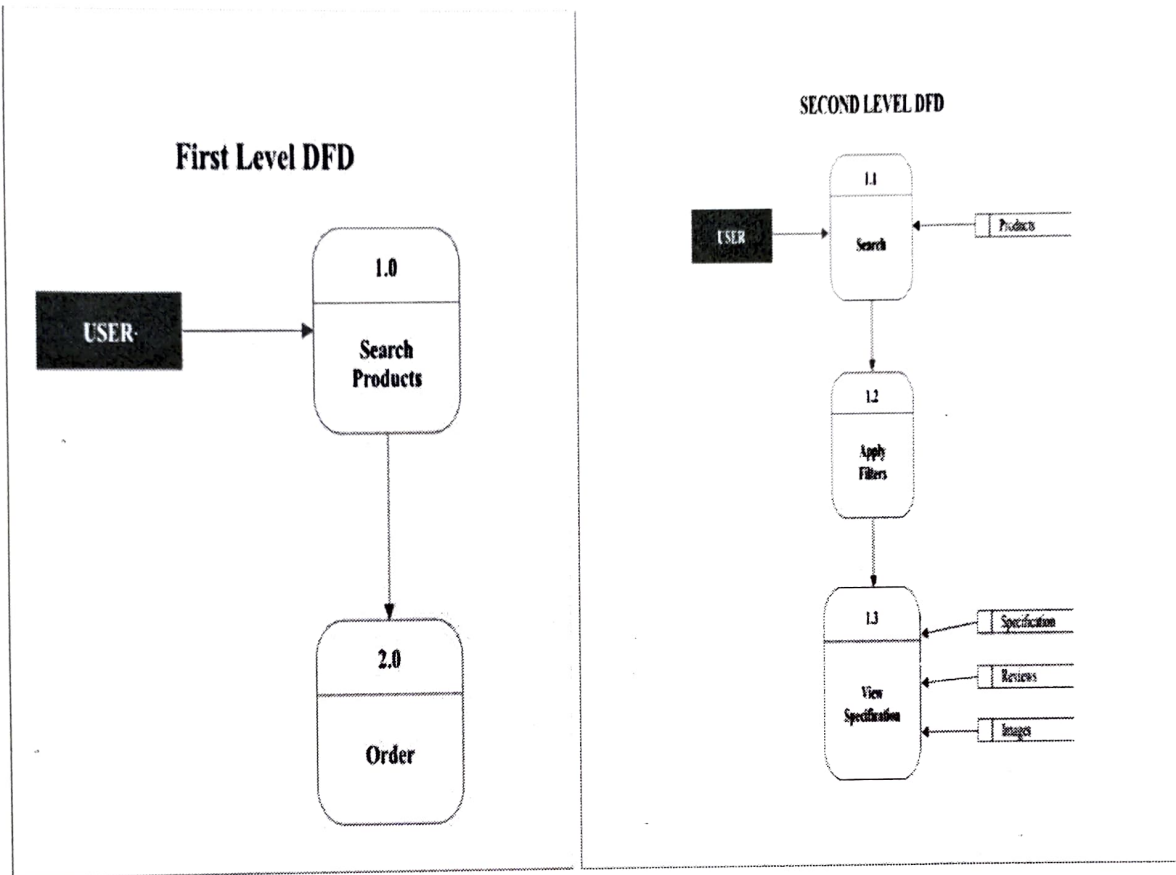
A decomposition diagram demonstrates a pinnacle-down function reveals a system gadget's disintegration design. The goal of the purposeful Segmentation is to disassemble a gadget slowly and carefully, starting with principal feature a technology as well as persevering in association with period in-between ranges all the way down to standard capabilities. The illustration is the start line for extra certain method diagrams, which include information float schematics (DFD). determine suggests the functional Decomposition Graph for this mission.



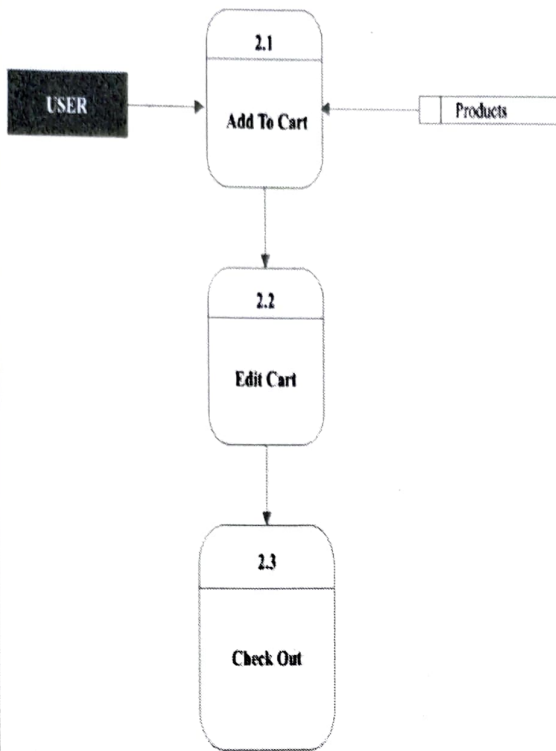
9.Data Flow Diagram (DFD)

facts go with the representations of movement displaying the float of records from outside further into worlds device, as well as by one procedure to some other in the gadget. There's a few 4 Squares depicting physical things that were used to draw DFD resources or or places to visit statistics. Ellipses are symbols for tactics, it requires facts as data, verify, and manoeuvre it and then export it Symbolised with arrow statistics streams, that could indeed be digital statistics or bodily items. Disks or open-ended rectangles representing factories, along with digital stores which include databases or XML files, as well as physical stores including submitting drawers or heaps of paper Data are the facts glide Figures for the modern-day system. Each system in the device is first shown as a Context level DFD and later as an in depth DFD. The Context stage DFD

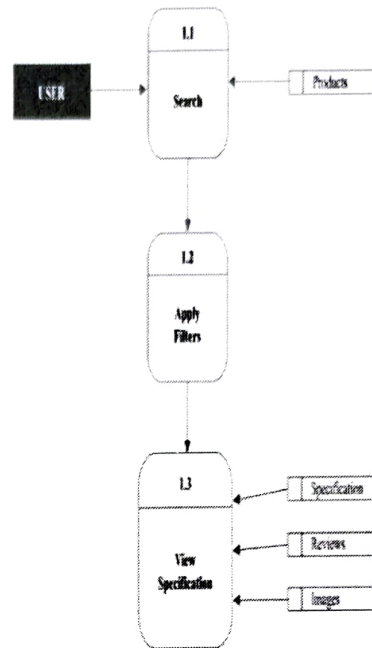
gives a conceptual understanding of the method as well as its surroundings enter, output as well as records shops. The distinctive DFD gives a higher distinct and complete perspective on the connection of a number of the sub-strategies inside the gadget.



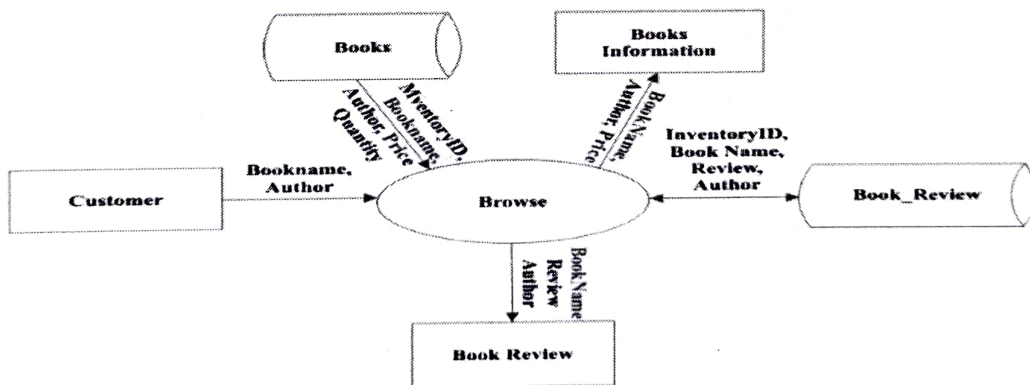
SECOND LEVEL DFD



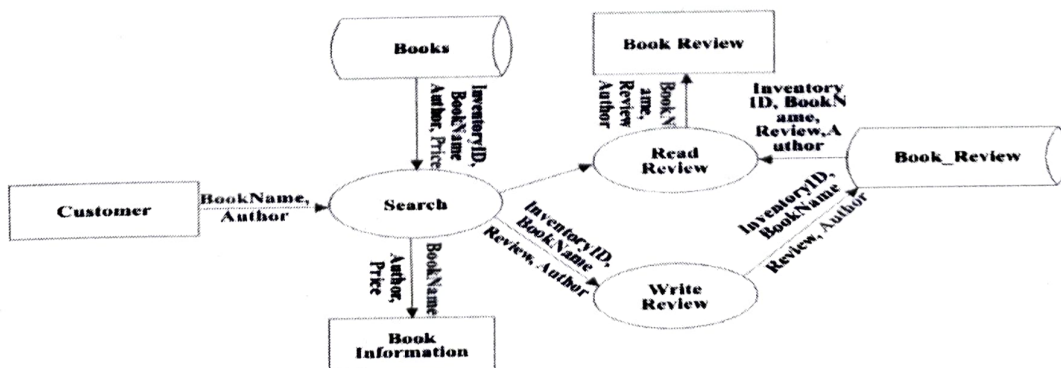
SECOND LEVEL DFD




Customer-Browse Context DFD



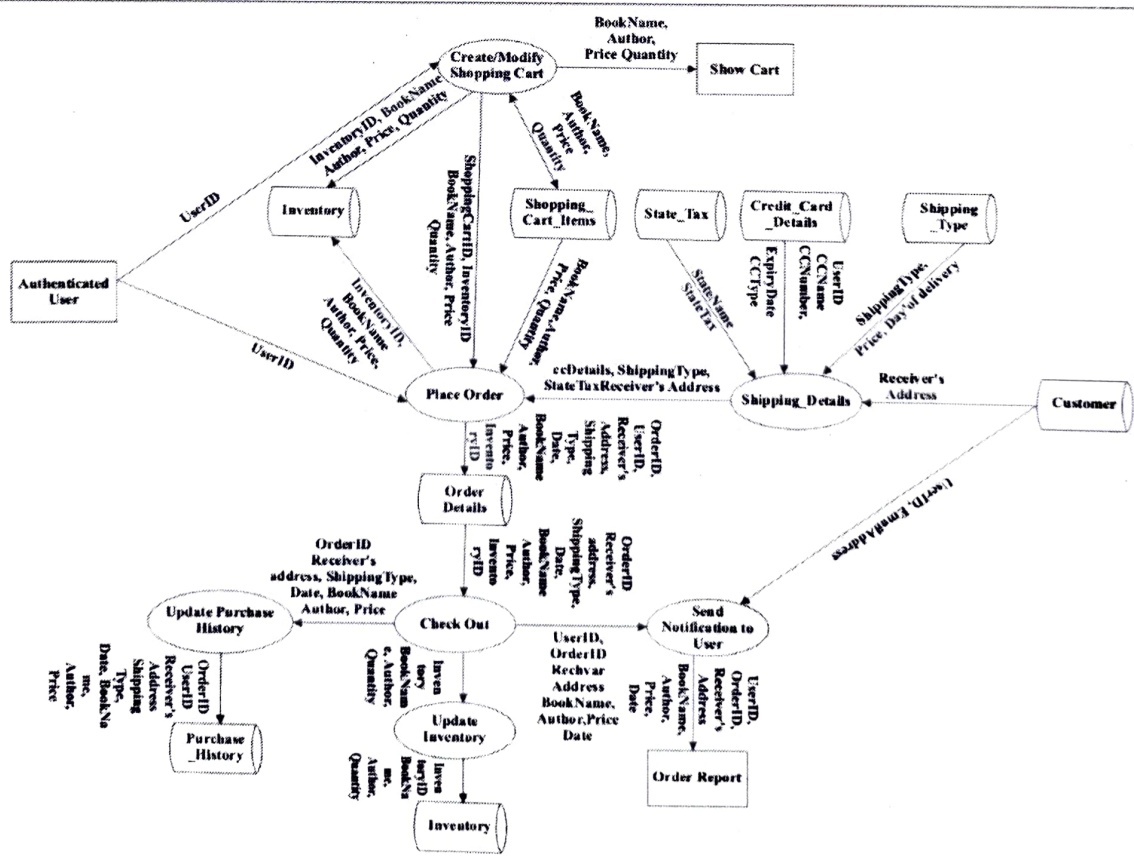
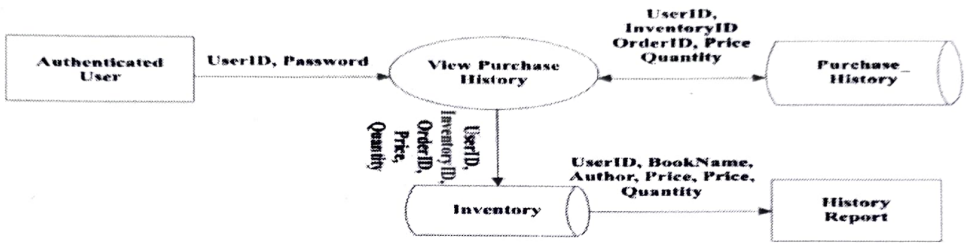
Customer-Browse Detailed DFD



Customer-Authentication Context DFD

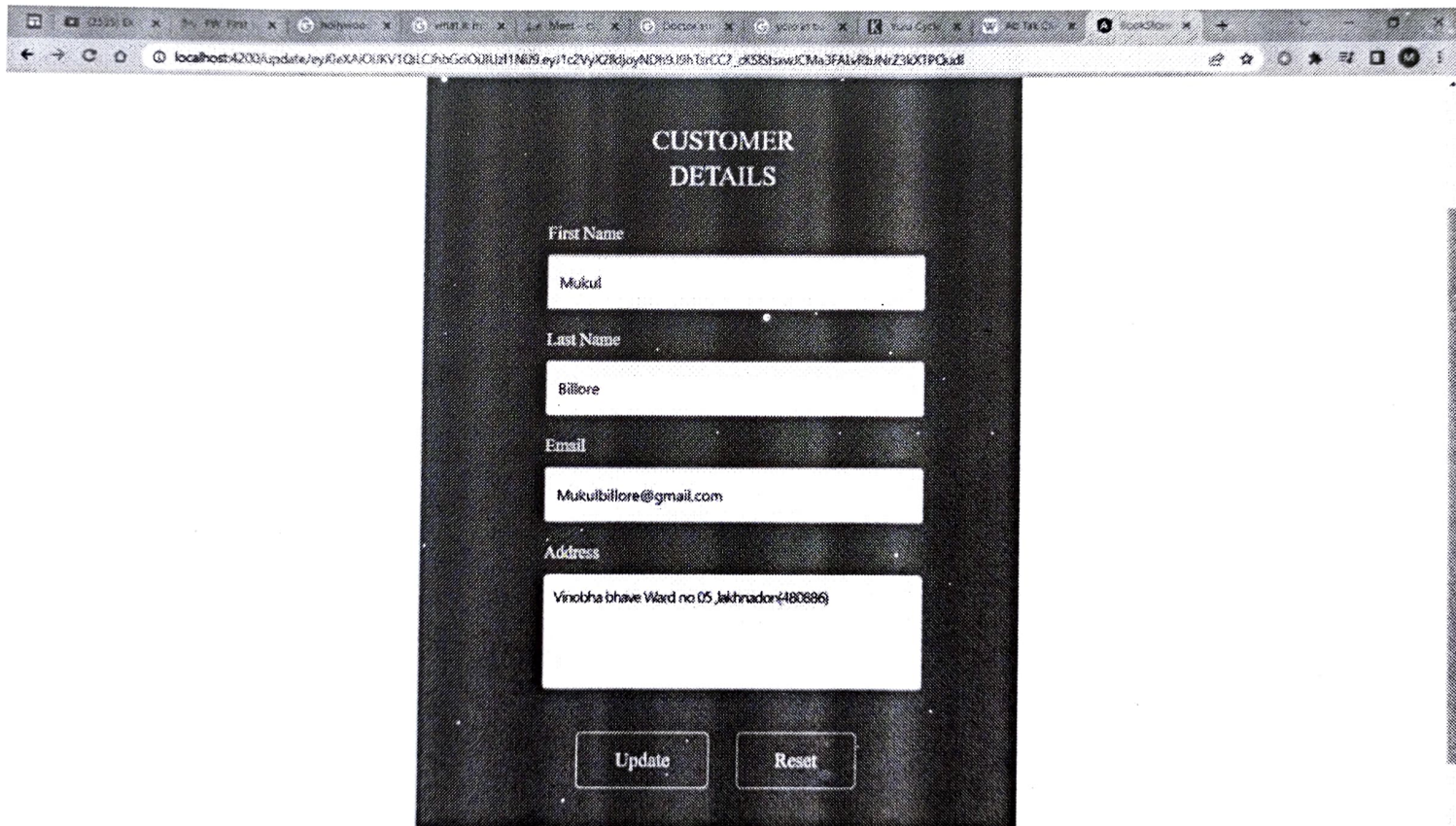


Customer-Authentication-PurchaseHistory DFD



10. User Interface Design

Prior to enforcing the real layout of this venture, some person interfaces have been constructed to visualise how consumers interact in tandem with machines when they browsed books, created a buying cart as well as purchased articles. The consumer bridge designs would intensely comply with our practical chart of division (determine 2) 15 to 20 characters display the basic thoughts for these sections.



The image shows a web browser window displaying a form titled "CUSTOMER DETAILS". The form is set against a dark background and contains the following fields and buttons:

- First Name:** Input field containing "Mukul".
- Last Name:** Input field containing "Billore".
- Email:** Input field containing "Mukulbillore@gmail.com".
- Address:** Input field containing "Vinobha bhawe Ward no 05, Jakhnadon(480696)".
- Buttons:** Two buttons at the bottom, "Update" and "Reset".

Fig 9.1 SPLASH SCREEN

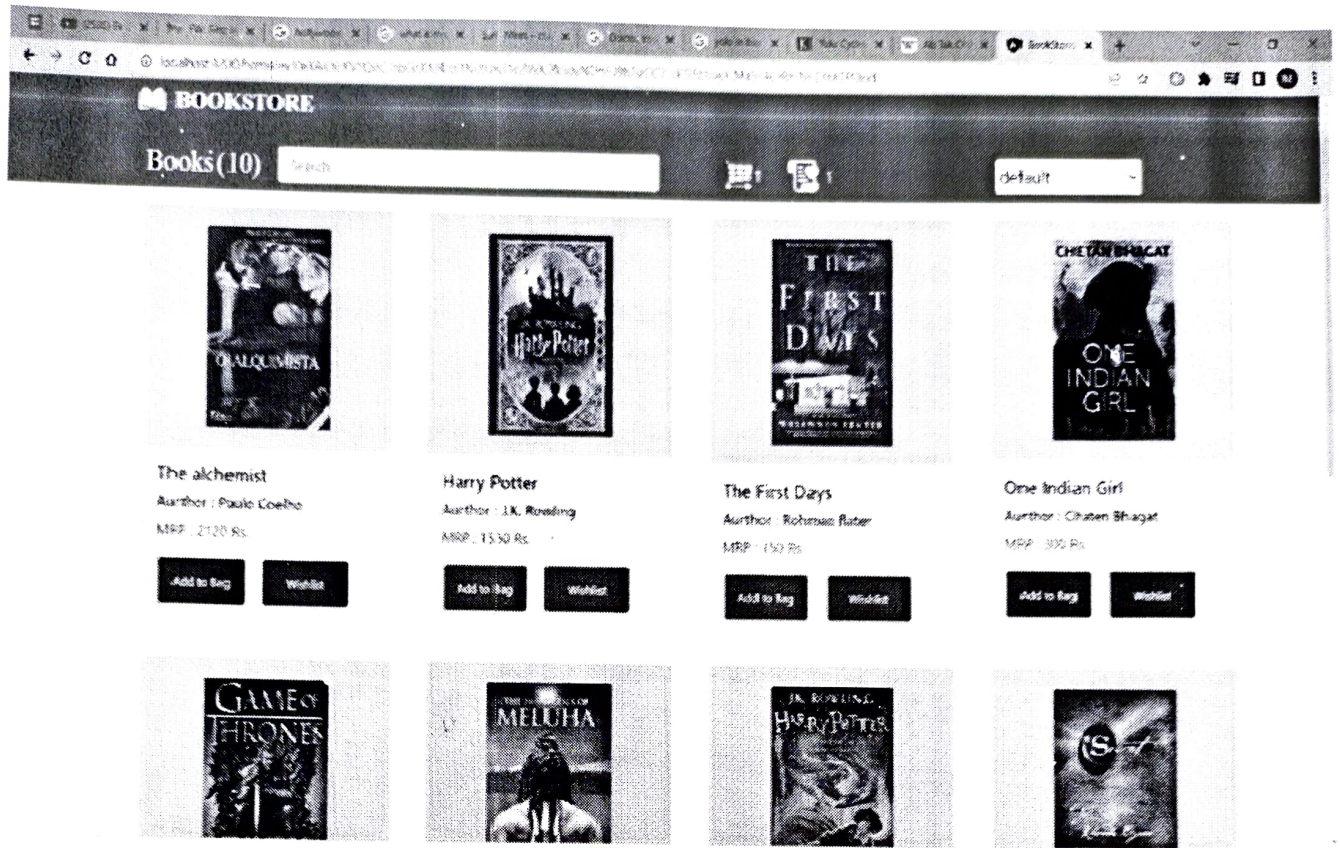


Fig 9.2 My Cart

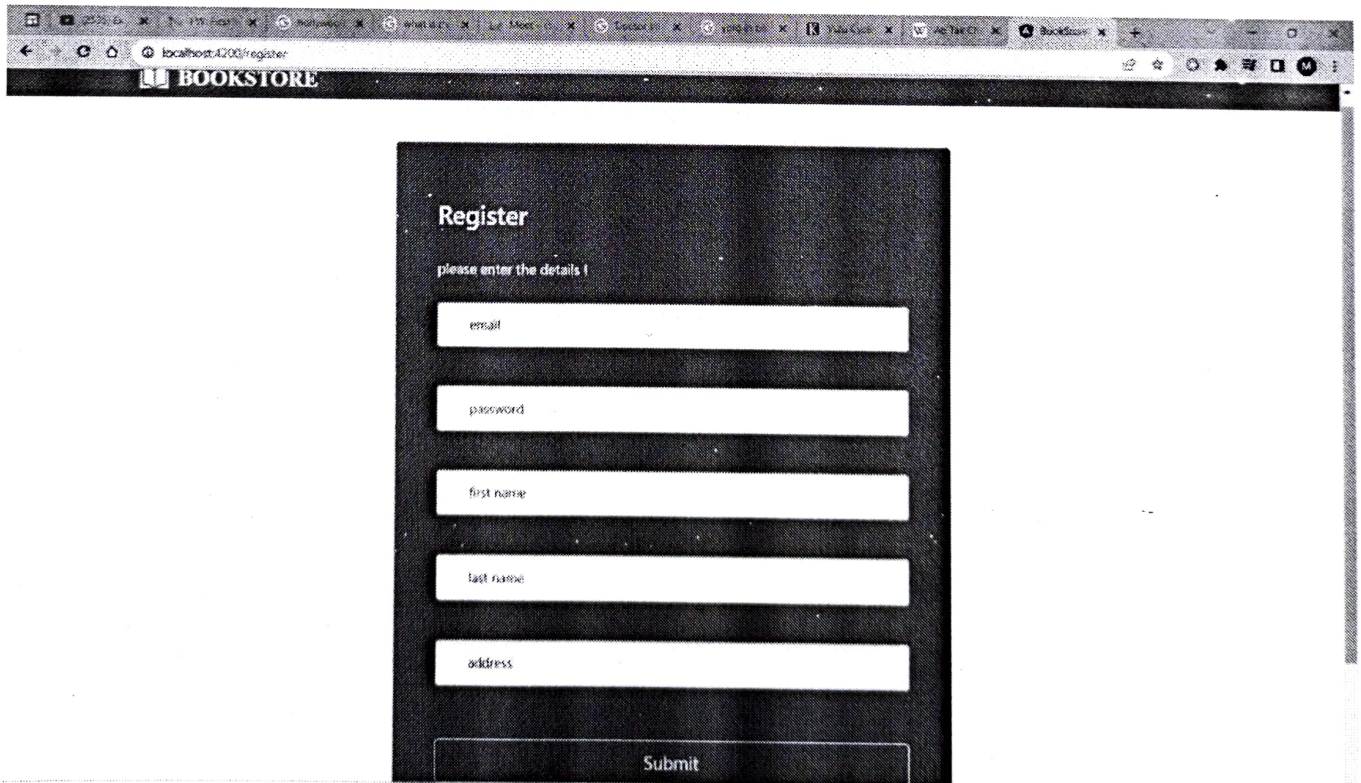


Fig 9.3 registration

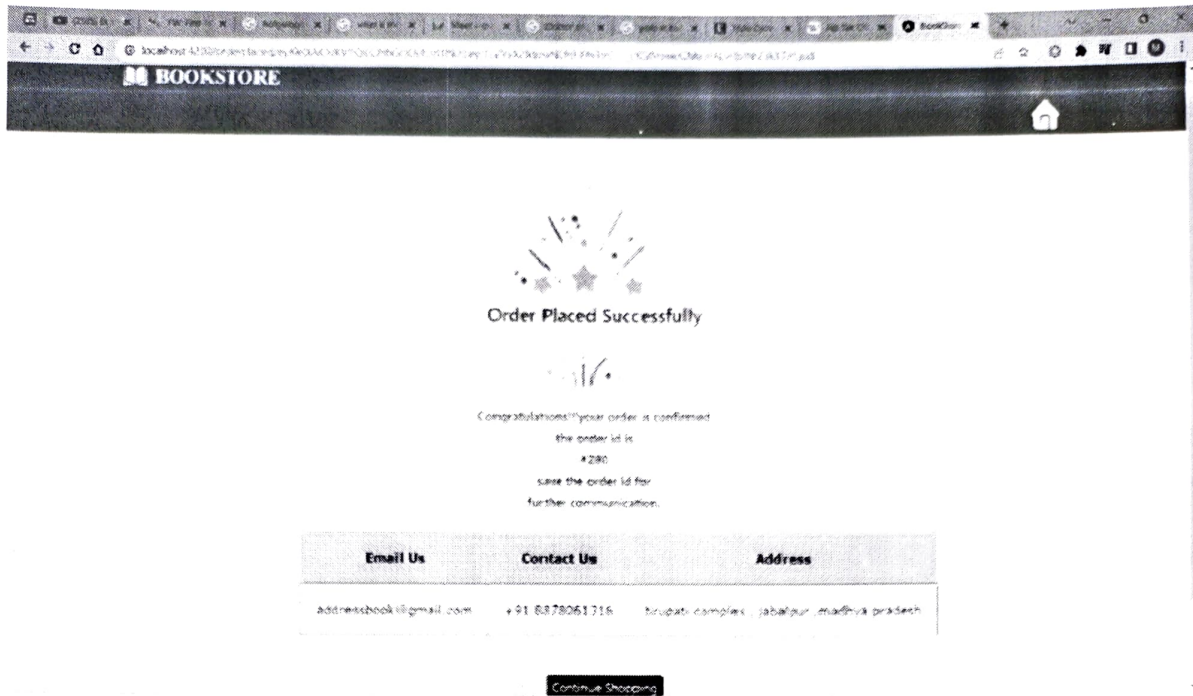


Fig 9.4 Order Placed

11. Limitations and Future Development

The Managing Director of the net online page may be provided extra capability, as though starting with a selected client's profile, books that must be reordered, and so on. a couple of shopping carts may be allowed.

There are many possible future developments for online bookstore applications. These include expanding the range of products that can be purchased, developing new features and functionality, and improving the user experience. Additionally, online bookstores may consider partnering with other companies in order to expand their product offerings and reach a larger audience customer base. For example, an online bookstore could partner with a music store in order to sell both books and music, or with a retailer that sells other types of merchandise in order to sell books, music, and other types of products. online bookstore could also partner with a library in order to provide access to more books. An online bookstore could also partner with a website that sells used books in order to offer a larger selection of books to its customers.

12. Conclusion

A conclusion for an online book store application could highlight the benefits of using the application, such as easy access to a wide variety of books, fast and reliable shipping, and customer support. Additionally, the conclusion could emphasise the importance of bookstores in the digital age and how the application can help support this important cultural institution.

An online bookstore application allows users to search for and purchase books from a variety of order bookstores. The application enables people to conduct searches for books by title, author, or ISBN. The application also allows users to compare prices between different online bookstores.

Bibliography

Articles

1. Dijkstra, E.W. 1982. On the role of scientific thought. In Selected Writings on Computing: A Personal Perspective, 60-66. Springer-Verlag.
2. Craig Walls, Ryan Breidenbach. Spring in Action 2nd Edition. Manning Publishing Co. 2008
3. Laufer, K. A hike through post-EJB J2EE Web application architecture. Computing in Science & Engineering. Volume 7, Issue 5, Sept.-Oct. 2005 Page(s):80 - 88
4. Laufer, K. A hike through post-EJB J2EE Web application architecture. Part II. Computing in Science & Engineering. Volume 8, Issue 2, March-April 2006 Page(s):79 – 87
5. Arthur, J., Azadegan, S. Spring framework for rapid open source J2EE Web application development: a case study. Software Engineering, Artificial Intelligence, Networking and Parallel/Distributed Computing, 2005 and First ACIS International Workshop on Self-Assembling Wireless Networks. SNP/SAWN 2005. Sixth International Conference on 23-25 May 2005 Page(s):90 – 95

Books

1. Johnson, R. J2EE development frameworks. Computer Volume 38, Issue 1, Jan. 2005 Page(s):107 – 110
2. Chris Richardson. Untangling enterprise Java. Queue. Volume 4, Issue 5 (June 2006). Component Technologies. Pages:36 – 44. 2006. ISSN: 1542-7730
3. Elizabeth J. O'Neil. Object/relational mapping 2008: hibernate and the entity data model (edm). SIGMOD '08: Proceedings of the 2008 ACM SIGMOD international conference on Management of data. June 2008

Websites

1. The Java EE 5 Tutorial. <http://java.sun.com/javaee/5/docs/tutorial/doc/>
2. Yu Ping, Kontogiannis, K., Lau, T.C. Transforming legacy Web applications to the MVC architecture. Software Technology and Engineering Practice, 2003. Eleventh Annual International Workshop on 19-21 Sept. 2003 Page(s):133 – 142
3. The Spring Framework Reference Documentation.
<http://static.springframework.org/spring/docs/2.5.x/reference/index.html>
4. Object-relational impedance mismatch http://en.wikipedia.org/wiki/Object-Relational_impedance_mismatch
5. Apache Maven <http://maven.apache.org>

MADHAVINSTITUTE OF TECHNOLOGY & SCIENCE, GWALIOR
(A Govt. Aided UGC Autonomous & NAAC
Accredited Institute Affiliated to RGPV, Bhopal)

Contribution of Faculty Mentor

I am sincerely thankful to my faculty mentor. I am grateful to the guidance of Dr. Tej Singh, Assistant professor, Department of Information Technology for his continued support and close mentoring throughout the project. I learned a lot of things from him. During the course of this engagement, he me guided at each and every step, always motivated me to do better and cleared all the doubts which eased the process. Thank you for taking time from your busy schedule to help me throughout the project.



Ankit Dhurve
0901IT161008
IV Year, IT



Dr. Tej Singh
Assistant Professor
Department of IT

PAPER NAME

report test (2).docx

WORD COUNT

2067 Words

CHARACTER COUNT

10733 Characters

PAGE COUNT

14 Pages

FILE SIZE

1.3MB

SUBMISSION DATE

May 31, 2022 2:22 PM GMT+5:30

REPORT DATE

May 31, 2022 2:22 PM GMT+5:30**● 18% Overall Similarity**

The combined total of all matches, including overlapping sources, for each database.

- 17% Internet database
- 13% Publications database
- Crossref database
- Crossref Posted Content database
- 4% Submitted Works database

● Excluded from Similarity Report

- Bibliographic material

● **18% Overall Similarity**

Top sources found in the following databases:

- 17% Internet database
- 13% Publications database
- Crossref database
- Crossref Posted Content database
- 4% Submitted Works database

TOP SOURCES

The sources with the highest number of matches within the submission. Overlapping sources will not be displayed.

1	arxiv.org Internet	13%
2	Preeti Agarwal, Mansaf Alam. "A Lightweight Deep Learning Model for ... Crossref	1%
3	Babak Alizadeh, Alireza Ghaderi Bafti, Hamid Kamangir, Yu Zhang, Dan... Crossref	<1%
4	Raden Aurelius Andhika Viadinugroho, Dedi Rosadi. "Long Short-Term ... Crossref	<1%
5	128.174.2.147 Internet	<1%
6	Leeds Beckett University on 2022-05-08 Submitted works	<1%
7	AUT University on 2014-03-13 Submitted works	<1%
8	journals.plos.org Internet	<1%

9

kipdf.com

Internet

<1%